

# CAROLINA

## 2013 FOOTBALL GAME NOTES

### #6/6 SOUTH CAROLINA GAMECOCKS AT #11/12 GEORGIA BULLDOGS

Sanford Stadium (92,746), Athens, Ga.

September 7, 2013, 4:30 p.m. ET

#### ON THE AIR

##### TELEVISION

**National TV** ..... ESPN  
 Play-by-Play ..... Brad Nessler  
 Analysis ..... Todd Blackledge  
 Sideline ..... Holly Rowe

##### RADIO

**National TV** ..... Dial Global Sports  
 Play-by-Play ..... John Tautges  
 Analysis ..... Rocky Boiman  
**Gamecock IMG Sports Network**  
 Play-by-Play ..... Todd Ellis  
 Analysis ..... Tommy Suggs  
 Sideline ..... Langston Moore  
**Satellite Radio** ..... Sirius 86/XM 86

#### SERIES CAPSULE

Series History ..... UGA leads 46-17-2  
 In Columbia ..... UGA leads 19-9-2  
 In Athens ..... UGA leads 26-8-0  
 At Neutral Sites ..... UGA leads 1-0-0  
 First Meeting (1894 in Columbia) ..... UGA 40, SC 0  
 Last Meeting (2012 in Columbia) ..... SC 35, UGA 7  
 Last Meeting in Athens (2011) ..... SC 45, UGA 42  
 Current Streak ..... SC has won 3 in a row  
 Spurrier vs. Georgia ..... 15-5  
 Richt vs. South Carolina ..... 7-5

#### CAROLINA COACHES

Steve Spurrier ..... Head Coach  
 Deke Adams ..... Defensive Line  
 Kirk Botkin ..... Linebackers/Spurs  
 Grady Brown\* ..... Secondary/Asst. Special Teams  
 Shawn Elliott ..... Co-Off. Coord./Offensive Line  
 G.A. Mangus ..... Quarterbacks  
 Joe Robinson ..... Special Teams Coordinator  
 Everette Sands ..... Running Backs  
 Steve Spurrier Jr.\* ..... Co-Off. Coord./WR/Recruiting  
 Lorenzo Ward ..... Defensive Coordinator  
 \*..in booth



**SOUTH CAROLINA**  
**1-0 Overall; 0-0 SEC**

Head Coach ..... Steve Spurrier  
 Alma Mater ..... Florida (1967)  
 South Carolina Record ..... 67-37 (9th year)  
 Career Record ..... 209-77-2 (24th year)  
 Assistant AD/Media Relations ..... Steve Fink  
 Fink Email ..... finksc@mailbox.sc.edu  
 Fink Office ..... 803-777-7987  
 Fink Cell ..... 803-240-5268  
 Official Website ..... www.gamecocksonline.com

#### GAMECOCKS SCHEDULE

Date	Opponent	Time/Score	TV
08/29	North Carolina	W, 27-10	ESPN
09/07	at #11/12 Georgia*	4:30 pm	ESPN
09/14	Vanderbilt*	7 pm	ESPN/2/U
09/28	at UCF	TBA	TBA
10/05	Kentucky*	TBA	TBA
10/12	at Arkansas*	TBA	TBA
10/19	at Tennessee*	TBA	TBA
10/26	at Missouri*	TBA	TBA
11/02	Mississippi State*	TBA	TBA
11/16	Florida*	TBA	TBA
11/23	Coastal Carolina	1 pm	PPV
11/30	Clemson	TBA	TBA



**GEORGIA**  
**0-1 Overall; 0-0 SEC**

Head Coach ..... Mark Richt  
 Alma Mater ..... Miami (Fla.) (1982)  
 Georgia Record ..... 118-41 (13th year)  
 Career Record ..... 118-41 (13th year)  
 Football Contact ..... Claude Felton  
 Email ..... cfelton@sports.uga.edu  
 Office ..... 706-542-1621  
 Cell ..... 706-543-3910  
 Official Website ..... www.Georgiadogs.com

#### BULLDOGS SCHEDULE

Date	Opponent	Time/Score	TV
08/31	at #8/8 Clemson	L, 35-38	ABC
09/07	#6/6 South Carolina*	4:30 pm	ESPN
09/21	North Texas	TBA	TBA
09/28	LSU*	TBA	TBA
10/05	at Tennessee*	TBA	TBA
10/12	Missouri*	TBA	TBA
10/19	at Vanderbilt*	TBA	TBA
11/02	vs Florida* (Jacksonville)	3:30 pm	CBS
11/09	Appalachian State	TBA	TBA
11/16	at Auburn*	TBA	TBA
11/23	Kentucky*	TBA	TBA
1/30	at Georgia Tech	TBA	TBA

#### QUICKLY...

- ◆ The No. 6/6 South Carolina Gamecocks (1-0, 0-0 SEC) and the No. 11/12 Georgia Bulldogs (0-1, 0-0 SEC) open their 2013 Southeastern Conference slates in Athens on Saturday, September 7. The game will be televised nationally on ESPN beginning at 4:30 p.m. ET. Both teams are coming off games against ACC opponents in Week 1.
- ◆ The Gamecocks got their season off to a fast start with a 27-10 win over ACC rival North Carolina on Thursday, August 29. It extended South Carolina's season-opening winning streak to 14 games, including a 9-0 mark under head coach Steve Spurrier. It also extended the Gamecocks' regular-season winning streak over non-conference opponents to 17 games. South Carolina's last regular-season non-conference loss came at Clemson in 2008. Additionally, it extended Carolina's home winning streak to 12 games, the third-longest streak in school history.
- ◆ Georgia suffered a hard-fought 38-35 loss at No. 8/8 Clemson. The Gamecocks and Tigers will wrap up the regular season in Columbia on November 30. South Carolina has defeated Clemson in each of the last four seasons.
- ◆ The Gamecocks began the season ranked No. 6 in the Associated Press poll and No. 7 in the USA Today/Coaches poll. It was the highest preseason ranking in school history. The previous high mark came in 2012 when South Carolina opened up as the ninth-ranked team in both major polls.
- ◆ The Gamecocks return home next week to host the Vanderbilt Commodores in another SEC Eastern Division matchup. Game time is set for 7 p.m. at Williams-Brice Stadium.



# 2013 SEC STANDINGS

## EASTERN DIVISION

	SEC	PCT.	PF	PA	ALL	PCT.	PF	PA
S. Carolina	0-0	.000	0	0	1-0	1.000	27	10
Florida	0-0	.000	0	0	1-0	1.000	24	6
Missouri	0-0	.000	0	0	1-0	1.000	58	14
Tennessee	0-0	.000	0	0	1-0	1.000	45	0
Georgia	0-0	.000	0	0	0-1	.000	35	38
Kentucky	0-0	.000	0	0	0-1	.000	26	35
Vanderbilt	0-1	.000	35	39	0-1	.000	35	39

## WESTERN DIVISION

	SEC	PCT.	PF	PA	ALL	PCT.	PF	PA
Ole Miss	1-0	1.000	39	35	1-0	1.000	39	35
Alabama	0-0	.000	0	0	1-0	1.000	35	10
Arkansas	0-0	.000	0	0	1-0	1.000	34	14
Auburn	0-0	.000	0	0	1-0	1.000	31	24
LSU	0-0	.000	0	0	1-0	1.000	37	27
Texas A&M	0-0	.000	0	0	1-0	1.000	52	31
Miss State	0-0	.000	0	0	0-1	.000	3	21

## Last Week in the SEC

South Carolina 27, North Carolina 10  
 Ole Miss 39, Vanderbilt 35  
 Florida 24, Toledo 6  
 Texas A&M 52, Rice 31  
 Oklahoma State 21, Mississippi State 3  
 Arkansas 34, Louisiana-Lafayette 14  
 Alabama 35, Virginia Tech 10  
 Tennessee 45, Austin Peay 0  
 Auburn 31, Washington State 24  
 Western Kentucky 35, Kentucky 26  
 Missouri 58, Murray State 14  
 Clemson 38, Georgia 35  
 LSU 37, TCU 27

## This Week in the SEC

Florida at Miami (Fla.), Noon  
 Miami (Ohio) at Kentucky, Noon  
 Western Kentucky at Tennessee, 12:21 pm  
 Alcorn State at Mississippi State, 3:30 pm  
 Toledo at Missouri, 3:30 pm  
 South Carolina at Georgia, 4:30 pm  
 Samford at Arkansas (Little Rock), 7 pm  
 UAB at LSU, 7 pm  
 Southeast Missouri State at Ole Miss, 7 pm  
 Sam Houston State at Texas A&M, 7 pm  
 Arkansas State at Auburn, 7:30 pm  
 Austin Peay at Vanderbilt, 7:30 pm

## Next Week in the SEC

Louisville at Kentucky, Noon  
 Southern Miss at Arkansas, 12:21 pm  
 Alabama at Texas A&M, 3:30 pm  
 Tennessee at Oregon 3:30 pm  
 Vanderbilt at South Carolina, 7 pm  
 Mississippi State at Auburn, 7 pm  
 Kent State at LSU, 7 pm  
 Ole Miss at Texas, 8 pm

All times Eastern

## A South Carolina win over Georgia would...

- ◆ Be its fourth-straight over the Bulldogs. The Gamecocks had never won more than two in a row over Georgia before the current streak of three-straight wins.
- ◆ Give the Gamecocks three wins in their last four trips to Athens. They defeated Georgia by a 16-12 count in 2007, lost a 41-37 decision in 2009, then won by a 45-42 score in 2011 in their last three trips to Sanford Stadium. Each of the last three games were decided by four points or less.
- ◆ Give the Gamecocks their fourth-straight win to open SEC play. Their last loss in a conference opener came at Georgia in 2009. Since then they have defeated Georgia twice and Vanderbilt in SEC openers.

**SETTING THE STAGE:** Southeastern Conference action gets underway for both schools when the No. 6/6 South Carolina Gamecocks (1-0, 0-0 SEC) travel to Athens to take on the No. 11/12 Georgia Bulldogs (0-1, 0-0 SEC) on Saturday, September 7. Game time is set for 4:30 p.m. ET with ESPN handling the telecast from Sanford Stadium. Brad Nessler will be behind the mic with Todd Blackledge adding the game analysis and Holly Rowe working the sidelines. The game is also being aired nationally on Dial Global Sports radio with John Tautges and Rocky Boiman describing the action.

**A LITTLE HISTORY:** 2013 marks the 120th season of intercollegiate football at the University of South Carolina, dating back to 1892. It is the 107th-consecutive year in which South Carolina has competed on the gridiron. The University did not field a team in either 1893 or 1906. Carolina is 21 games over the .500 mark with an all-time record of 566-545-44. The Gamecocks were nine games under .500 until head coach Steve Spurrier took the reins in 2005, but are 30 games over since.

**SEC HISTORY:** The 2013 season marks South Carolina's 22nd year in the Southeastern Conference. South Carolina and Arkansas joined the league prior to the 1992 campaign. The Gamecocks earned their first SEC Eastern Division title in the 2010 season. The Gamecocks are 72-95-1 all-time in SEC regular-season play, but are 17-7 over the last three years in conference action.

**CAROLINA VS. GEORGIA:** This is the 66th all-time meeting between these two bordering state schools. Only Clemson (109) has faced the Gamecocks more often than Georgia. The Bulldogs lead the all-time series over South Carolina by a 46-17-2 margin. Georgia holds a 19-9-2 advantage in games played in Columbia, a 26-8 lead in games played in Athens, and won the only game played at a neutral site.

### Most Games

#### Vs. South Carolina

No.	Opponent	Games
1.	Clemson	109
2.	Georgia	65
3.	NC State	57
4.	Wake Forest	56
	North Carolina	56

**CALL IT A STREAK:** The Gamecocks have won each of the last three meetings with Georgia, posting a 17-6 win in Columbia in 2010, holding on in a 45-42 shoot-out in Athens in 2011 and running up a 35-7 decision in Columbia last season. It's the first time in a series that dates back to 1894 that Carolina has won three-straight over the Bulldogs. In fact, the Gamecocks had won back-to-back games against Georgia just five times in history (1903-04, 1958-59, 1978-79, 1988-89 and 2000-01), before breaking through with wins in each of the last three meetings.

## SOUTH CAROLINA VS. GEORGIA (since 2000)

2000	09/09	W	21-10	H
2001	09/08	W	14-9	A
2002	09/14	L	7-13	H
2003	09/13	L	7-31	A
2004	09/11	L	16-20	H
2005	09/10	L	15-17	A
2006	09/09	L	0-18	H
2007	09/08	W	16-12	A
2008	09/13	L	7-14	H
2009	09/12	L	37-41	A
2010	09/11	W	17-6	H
2011	09/10	W	45-42	A
2012	10/06	W	35-7	H

**SPURRIER VS. GEORGIA:** South Carolina head coach Steve Spurrier owns a 15-5 record against Georgia. He was 11-1 while head coach at Florida, with his lone loss coming in the 1997 season. He is 4-4 in eight tries while in charge of the Gamecock program. His squads have scored 30 or more points in 12 of 20 contests against the Bulldogs.

**SPURRIER VS. RICHT:** Steve Spurrier has faced Georgia's Mark Richt nine times as a head coach, winning five of those contests. He won the 2001 meeting in his last season as head coach at Florida, and is 4-4 since taking over the Carolina program. Richt was an assistant coach at Florida State from 1987-2000, during which time Spurrier went 5-8-1 vs. the Seminoles.

**THE LAST TIME THEY MET:** South Carolina posted its biggest win in the series with Georgia by rolling up a 35-7 triumph in Columbia on October 6, 2012. The largest crowd to witness a game at Williams-Brice Stadium (85,199) saw the Gamecocks burst out the gates with 21 first-quarter points and never look back. The sixth-ranked Gamecocks rolled up 392 yards of offense and held No. 5 Georgia to just 224 yards. **Connor Shaw** completed 6-of-10 passes for 162 yards and two touchdowns while **Marcus Lattimore** carried 24 times for 109 yards and a score. The Carolina defense held Aaron Murray to just 11-of-31 passing for 109 yards and an interception. The standout Bulldog running tandem of Todd Gurley and Keith Marshall was held in check as well, as they gained just 39 and 37 yards rushing, respectively.

**THE LAST TIME THEY MET IN ATHENS:** Senior defensive tackle **Melvin Ingram** made a name for himself and sophomore **Marcus Lattimore** had another big game against the Bulldogs, as No. 12 Carolina posted a 45-42 win in Athens on Sept. 10, 2011. Ingram scored on a 68-yard run on a fake punt late in the second quarter, then added a five-yard fumble return for a touchdown late in the fourth quarter to secure the

## National Rankings

### Associated Press

1.	Alabama (58)	1-0	1497
2.	Oregon	1-0	1355
3.	Ohio State (1)	1-0	1330
4.	Clemson (1)	1-0	1304
5.	Stanford	0-0	1277
6.	South Carolina	1-0	1181
7.	Texas A&M	1-0	1085
8.	Louisville	1-0	1073
9.	LSU	1-0	971
10.	Florida State	1-0	953
11.	Georgia	0-1	894
12.	Florida	1-0	875
13.	Oklahoma State	1-0	780
14.	Notre Dame	1-0	707
15.	Texas	1-0	674
16.	Oklahoma	1-0	612
17.	Michigan	1-0	583
18.	UCLA	1-0	387
19.	Northwestern	1-0	320
20.	Washington	1-0	315
21.	Wisconsin	1-0	287
22.	Nebraska	1-0	219
23.	Baylor	1-0	150
24.	TCU	0-1	148
25.	Southern California	1-0	135

### USA Today/Coaches

1.	Alabama (58)	1-0	1545
2.	Ohio State (3)	1-0	1444
3.	Oregon	1-0	1420
4.	Stanford	0-0	1292
5.	Clemson	1-0	1275
6.	South Carolina	1-0	1220
7.	Texas A&M (1)	1-0	1181
8.	Louisville	1-0	1051
9.	Florida	1-0	974
10.	Florida State	1-0	946
11.	LSU	1-0	926
12.	Georgia	0-1	875
13.	Notre Dame	1-0	840
14.	Oklahoma State	1-0	798
15.	Oklahoma	1-0	666
16.	Texas	1-0	660
17.	Michigan	1-0	623
18.	UCLA	1-0	368
19.	Nebraska	1-0	357
20.	Northwestern	1-0	348
21.	Wisconsin	1-0	301
22.	Southern California	1-0	176
23.	Washington	1-0	145
24.	Miami (FL)	1-0	140
	TCU	0-1	140

win. Lattimore rushed for 176 yards on 27 carries and a fourth-quarter score that put Carolina on top 38-35, just 16 seconds before Ingram's second TD. For the game, Georgia had 436 yards of offense compared to 395 for Carolina.

**WHEN THEY'RE BOTH RANKED:** This week's game marks the ninth time the two teams have met when they've both been nationally-ranked teams. South Carolina owns a 5-3 advantage in those contests including a 4-0 mark when the game has been played in Columbia: 1959 in Columbia: #16 SC 30, #13 UGA 14  
1980 in Athens: #4 UGA 13, #14 SC 10  
1983 in Athens: #16 UGA 31, #14 SC 13  
1988 in Columbia: #14 SC 23, #6 UGA 10  
2001 in Athens: #21 SC 14, #25 UGA 9  
2003 in Athens: #8 UGA 31, #25 SC 7  
2010 in Columbia: #24 SC 17, #22 UGA 6  
2012 in Columbia: #6 SC 35, #5 Georgia 7

**TOP-10 MATCHUP:** South Carolina has entered a game ranked in the Top-10 seven times when facing another Top-10 opponent. The Gamecocks are 1-6 in those contests, with their lone win coming over Georgia last season in Columbia. In fact, three of the seven contests in which two top-10 teams squared off came during the 2012 campaign:  
1984 Gator Bowl: #9 Oklahoma St. 21, #7 SC 14  
1987 in Miami: #2 Miami (Fla.) 20, #8 SC 16  
1987 Gator Bowl: #7 LSU 30, #9 SC 13  
2011 in Fayetteville: #8 Arkansas 44, #10 SC 28  
2012 in Columbia: #6 SC 35, #5 Georgia 7  
2012 in Baton Rouge: #9 LSU 23, #3 SC 21  
2012 in Gainesville: #3 Florida 44, #9 SC 11

### BEST SOUTH CAROLINA WINS BY RANKINGS:

The win over No. 5 Georgia last season in Columbia was the fourth-best win in Gamecock history based on the national rankings. Here are Carolina's top wins:

Date	Opponent	Rank	Score
10/09/10	vs Alabama	1	35-21
10/24/81	at North Carolina	3	31-13
09/24/09	vs Ole Miss	4	16-10
10/06/12	vs Georgia	5	35-7
09/24/88	vs Georgia	6	23-10
10/04/07	vs Kentucky	8	38-23
11/21/87	vs Clemson	8	20-7
11/14/53	at West Virginia	8	20-14
09/09/00	vs Georgia	9	21-10
10/23/58	vs Clemson	10	26-6

**GEORGIA ON MY MIND:** The Gamecocks have made an impact in recruiting the state of Georgia, especially in the greater Atlanta area. 27 current members of the South Carolina football team hail from the Peach State. More Gamecocks come from Georgia than any state outside the Palmetto State borders.

**ABOUT LAST WEEK:** The Gamecocks opened the 2013 season on Thursday, August 29, with a convincing 27-10 win over North Carolina. South Carolina came out of the gates fast, scoring 17 first-quarter points and never looked back. They opened the scoring just 1:19 into the contest on a 65-yard bomb from **Connor Shaw** to **Shaq Roland**. It was the quickest the Gamecocks have scored to open a season since joining the SEC and was the longest touchdown completion of

Shaw's career. Sophomore **Mike Davis** led the running attack with 115 yards, including a 75-yard gallop for a score. The Gamecock defense limited the fast-paced Tar Heel attack to just 10 points and 293 yards, well below their 2012 averages of 41 points and 486 yards of offense.

**CROSSING THE CENTURY MARK:** Sophomore **Mike Davis** logged the first 100-yard rushing game of his career with a 115-yard performance against North Carolina in his first career start. Included was a 75-yard scamper, the longest for a Gamecock since Bobby Wallace went 88 yards against Middle Tennessee in 2006, and tying for the 12th-longest run from scrimmage in school history.

**100-YARD EFFORTS:** The Gamecocks had four 100-yard rushing games a season ago, getting three from Marcus Lattimore and one from Kenny Miles. When **Mike Davis** went for 115 in the season opener against North Carolina, he became the third player on the current roster with a 100-yard rushing game in his career, joining **Brandon Wilds** (3) and **Connor Shaw** (1). Both Wilds and Shaw turned in their 100-yard efforts during the 2011 campaign.

**JUST FOR KICKS:** True freshman **Elliott Fry** walked on to the Gamecock squad this summer and earned the starting placekicking chores in the opener. The Frisco, Texas product was impressive against North Carolina, hitting on both of his field goal attempts from 39 and 26 yards, and all three of his extra points for nine total points. He became the first true freshman placekicker to kick in the Gamecocks' season opener since Courtney Leavitt in 1996.

**ONE AND DONE:** Backup QB **Dylan Thompson** got in for just one play, but made the most of it, hitting walk-on wide receiver **Kane Whitehurst** on a 29-yard touchdown pass late in the first quarter. It gave Thompson a 673.60 quarterback efficiency rating for the night and was Whitehurst's first reception as a Gamecock.

**FIRST TIME STARTERS:** Eight Gamecocks made their first career start in the win over North Carolina. The first-time starters included four on offense (TB **Mike Davis**, TE **Drew Owens**, WR **Shaq Roland** and OC **Cody Waldrop**) and four on defense (Spur **Sharrod Golightly**, LB **Kaiwan Lewis**, SS **Kadetrax Marcus** and LB **Marcquis Roberts**).

**CAPTAINS:** The Gamecocks will have individual game captains through the early part of the season.

**North Carolina:** A.J. Cann, Connor Shaw, Chaz Sutton, Brison Williams

**MAKING HISTORY:** The Gamecocks have put together back-to-back 11-win seasons, the first back-to-back, double-digit win seasons in school history. They have logged two of their three 10-or more win seasons in the last two years. The only previous 10-win campaign came in 1984. Entering the 2013 campaign, the Gamecocks have won 22 games over the past two seasons, 31 over the past three seasons, and 38 over the past four seasons, all school records.

## Career Start Chart

Player	'09	'10	'11	'12	'13	All
A.J. Cann	-	RS	13	12	1	26
Connor Shaw	-	0	9	11	1	21
Kelcy Quarles	-	-	6	11	0	17
Bruce Ellington	-	RS	2	13	0	15
Jadeveon Clowney	-	-	1	12	1	14
Ronald Patrick	-	0	0	13	1	14
Brison Williams	-	-	1	12	1	14
Victor Hampton	-	RS	0	12	1	13
Jimmy Legree	RS	0	2	8	1	11
Brandon Shell	-	-	RS	10	1	11
Mike Matulis	-	-	5	5	0	10
Corey Robinson	-	RS	0	9	1	10
Damiere Byrd	-	-	3	2	1	6
Cody Gibson	-	RS	4	2	0	6
Nick Jones	-	RS	2	3	1	6
Brandon Wilds	-	-	5	0	0	5
Rory Anderson	-	-	2	2	0	4
Gerald Dixon Jr.	-	-	RS	2	1	3
Chaz Sutton	0	0	1	1	1	3
T.J. Gurley	-	-	-	2	0	2
JT Surratt	-	RS	0	1	1	2
Dylan Thompson	-	RS	0	2	0	2
Mike Davis	-	-	-	0	1	1
Sharood Golightly	-	RS	0	0	1	1
Kaiwan Lewis	-	-	-	0	1	1
Kadatrix Marcus	-	-	0	0	1	1
Drew Owens	-	-	RS	0	1	1
Marcquis Roberts	-	-	RS	0	1	1
Shaq Roland	-	-	-	0	1	1
Cody Waldrop	-	-	-	RS	1	1

## Carolina 2013 Rankings

Category	Avg.	SEC	NCAA
Scoring Offense	27.0	11	61
Rushing Offense	228.0	6	32
Passing Offense	178.0	8	52
Passing Efficiency	159.77	4	35
Total Offense	406.0	11	64
Scoring Defense	10.0	3	23
Rushing Defense	99.0	4	31
Passing Defense	194.0	8	52
Pass Efficiency Defense	106.0	8	43
Total Defense	293.0	6	31
Kickoff Returns	19.5	7	90
Punt Returns	7.3	7	39
Net Punting	29.0	14	103
Turnover Margin	1.0	4	22
Sacks	3.0	3	20
Tackles for Loss	12.0	1	3
Sacks Allowed	1.0	1	21

**ON A ROLL:** The Gamecocks won their final five games of the 2012 season, with consecutive victories over Tennessee, Arkansas, Wofford, Clemson and Michigan. It's the first time in school history that Carolina entered the offseason on a five-game winning streak. The previous best was four, set in 1958 and matched in 2011. The 1912 unit went 4-0-1 in its last five games and the 1947 squad went 5-0-1 in its last six contests. The Gamecocks have the nation's sixth-longest winning streak at six games behind Ohio State (13), Arkansas State (9), Stanford (8), San Jose State (8) and Texas A&M (7).

**THE RANKINGS-2012:** The Gamecocks finished eighth in the final 2012 Associated Press poll and seventh in the final USA Today/Coaches poll. It was the highest finish on record for Carolina, one spot better in both polls than in 2011.

**THE RANKINGS-2013:** The Gamecocks entered the 2013 season with the highest national ranking in school history. They opened the season sixth in the Associated Press poll and seventh in the USA Today/Coaches poll. The previous high to open a season came in 2012 when they opened at No. 9 in both major polls.

**TOP-10 PROGRAM:** The Gamecocks have put together back-to-back Top 10 finishes for the first time in school history, finishing ninth in 2011 and eighth in 2012 according to the Associated Press. They finished one spot higher in the Coaches' poll both years. The Gamecocks have finished among the nation's Top 25 for three-straight seasons, another "first" in school history. Here are South Carolina's final AP Top-25 rankings:

**YEAR (FINAL AP):** 1958 (13); 1984 (11); 1987 (15); 2000 (19); 2001 (13); 2010 (22); 2011 (9); 2012 (8).

**IN THE POLLS:** The Gamecocks have been ranked in the Associated Press Top-25 for 49-consecutive polls, starting with the second week of the 2010 season. That is the longest consecutive streak in school history. According to research compiled by "The Blitz," South Carolina was ranked in the A.P. poll 148 times from 1936-2011, 14 times as a member of the ACC (1936-1970), 57 times as a Independent (1971-1991) and 77 times since joining the SEC prior to the 2012 season.

**YES THEY CALL IT A STREAK:** The Gamecocks are tied for the fifth-longest current streak of being ranked in the Associated Press's Top 25. Carolina and Stanford have been ranked for 48-consecutive weeks, trailing only Alabama, LSU, Oregon and Oklahoma.

### RK Team ..... Weeks

1.	Alabama.....	83
2.	LSU.....	67
3.	Oregon.....	63
4.	Oklahoma.....	51
5.	South Carolina .....	49
	Stanford .....	49

**THE AP TOP-10:** The Gamecocks were ranked in the top-10 for a school-record 10-consecutive Associated Press polls, the final two of the 2011 season and the first eight of the 2012 campaign, before falling out after successive losses at LSU and Florida. The Gamecocks have been ranked in the AP Top 10 33 times in school history, 19 under head coach Steve Spurrier, including 16 times since 2011.

## SOUTH CAROLINA IN THE AP TOP-10:

DATE ..... AP	DATE ..... AP	DATE ..... AP
10/23/84..... 9	10/07/01..... 9	08/18/12..... 9
10/30/84..... 5		09/04/12..... 9
11/06/84..... 5	10/07/07..... 7	09/09/12..... 8
11/13/84..... 2	10/14/07..... 6	09/16/12..... 7
11/20/84..... 9		09/23/12..... 6
11/27/84..... 7	10/10/10..... 10	09/30/12..... 6
12/04/84..... 7		10/07/12..... 3
	09/11/11..... 10	10/14/12..... 9
11/24/87..... 8	09/25/11..... 10	FINAL 2012..... 8
12/01/87..... 8	10/30/11..... 10	
12/08/87..... 9	12/04/11..... 10	08/17/13..... 6
	FINAL 2011..... 9	09/3/13..... 6
09/27/88..... 8		
10/04/88..... 8		
10/11/88..... 8		

**THE HEAD BALL COACH:** Steve Spurrier is in his ninth season directing the Gamecock football program. He has logged a 67-37 mark (.644) in Columbia. The Head Ball Coach is Carolina's winningest coach with 67 victories and is second in games coached with 104, behind Rex Enright (140). Coach Spurrier owns a 209-77-2 mark (.729) in 24 seasons as a collegiate head coach, with previous stops at Duke and Florida.

**AT THE TOP OF THE LEADERBOARD:** Head coach Steve Spurrier recorded his 65th victory at South Carolina in his 102nd career game as the Gamecocks' head coach in 2012 the regular-season finale at Clemson. He surpassed Rex Enright (64) for the most coaching wins in school history. He now owns 67 wins at South Carolina. He is also the winningest coach at Florida with 122 victories. The legendary Bear Bryant (60 at Kentucky and 232 at Alabama) is the only other coach to own the most wins at two SEC schools.

**TOPS IN HIS FIELD:** Steve Spurrier became the 71st head college football coach (all divisions) and the 22nd in Division I history to record 200 wins when he accomplished that feat against UAB in 2012. He ranks third among active Division I coaches with 209 wins. In addition, the HBC has 47 wins as a head coach at the professional level, giving him 256 career coaching wins.

**UNCHARTED TERRITORY:** The 2013 Outback Bowl marked the seventh time Coach Spurrier has taken Carolina to a bowl game. They have been bowl-eligible in each of his eight campaigns. No other coach in history has taken the Gamecocks to more than three bowl games. Coach Spurrier is 3-4 in bowl games at Carolina, including back-to-back bowl wins over Nebraska (Capital One Bowl) and Michigan (Outback Bowl). He is the only Gamecock coach to post three bowl victories.

**COACHING SHUFFLE:** Carolina made one coaching change during the off-season, as defensive line coach Brad Lawing left for Florida and was replaced by former North Carolina defensive line coach **Deke Adams**.

**BROTHER ACT:** The Gamecocks have two sets of brothers on the squad. Redshirt freshmen offensive linemen **Brock and Clayton Stadnik** are twins. On the defensive line, **Gerald Dixon and Gerald Dixon Jr.** are half-brothers. They share the same father, Gerald Dixon Sr., who played at Carolina in the early 90s.

## Carolina Trends

	2013	Under Spurrier
Overall	1-0	67-37
Home	1-0	43-14
Road	0-0	20-18
Neutral	0-0	4-5
Grass	1-0	63-31
Turf	0-0	4-6
August	1-0	4-0
September	0-0	24-9
October	0-0	20-11
November	0-0	16-12
December	0-0	1-3
January	0-0	2-2
Leading after 1st Quarter	1-0	37-9
Tied after 1st Quarter	0-0	16-3
Trailing after 1st Quarter	0-0	14-25
Leading at Halftime	1-0	49-9
Tied at Halftime	0-0	8-2
Trailing at Halftime	0-0	10-26
Leading after 3rd Quarter	1-0	58-6
Tied after 3rd Quarter	0-0	3-3
Trailing after 3rd Quarter	0-0	6-28
When Scoring First	1-0	40-9
When Opponent Scores First	0-0	27-28
Largest Halftime Lead	13	49
Largest Halftime Deficit	0	31
Score 20 or more Points	1-0	54-13
Score 30 or more Points	0-0	37-4
Opponents Score 20 or less	1-0	50-9
Games Decided by 3 or less	0-0	7-7
Games Decided by 10 or less	0-0	26-19
Rush for 100 Yards or more	1-0	57-12
Rush for 150 Yards or more	1-0	35-4
Pass for 200 Yards or more	0-0	38-25
Pass for 300 Yards or more	0-0	12-8
Total 400 Yards or more	1-0	25-7
Opp. Rush less than 100 yards	1-0	32-4
Opp. Pass less than 200 yards	1-0	43-21
Opp. Total less than 300 yards	1-0	36-5
Commit More Turnovers	0-0	18-28
Commit Fewer Turnovers	1-0	34-4
Commit Equal Turnovers	0-0	15-5
Lead in Time of Possession	0-0	41-9
Trail in Time of Possession	1-0	26-28

### THE LEGACY CONTINUES:

The Gamecocks roster features four players whose fathers also donned the Garnet & Black: junior defensive tackle **Kelcy Quarles** and his father, Buddy (1984-87); sophomore defensive linemen **Gerald Dixon** and **Gerald Dixon Jr.** and their father, Gerald (1990-91); and redshirt freshman **Jordan Diggs** and his father, Shed (1984-87).

**HAVING A SENIOR MOMENT:** The Gamecocks list five seniors on their roster, including four scholarship seniors. That is the fewest number of seniors in Division I football in 2013. The quintet includes QB **Connor Shaw**, OG **Ronald Patrick**, DE **Chaz Sutton**, CB **Jimmy Legree** and walk-on WR **David Wilkins**. Interestingly, the Gamecocks will face four of the top 14 schools that list the fewest seniors (North Carolina, UCF, Mississippi State and Clemson).

Rank	School	Seniors
1.	South Carolina	5
2.	UCF	8
	Virginia	8
4.	Indiana	10
5.	UTSA	11
	North Carolina	11
7.	Wyoming	12
	California	12
9.	Mississippi State	13
	Clemson	13
	Texas A&M	13
	LSU	13
	Penn State	13
	UConn	13

**SHAW GETS THE START:** Senior quarterback **Connor Shaw** returns for his final campaign. Shaw, a 6-1, 209-pounder from Flowery Branch, Ga., is 18-3 as a starter, including a 11-0 mark at home. He and Jeff Grantz are the only two players in school history to pass for over 3,000 yards and rush for over 1,000 yards. He is the school's all-time leader in completion percentage at 66.3 percent. He is seventh with 33 TD passes.

**THROWING STRIKES:** When the Gamecocks pitch it around the park, there's been no one who has been more accurate in school history than **Connor Shaw**. The top two and three of the top five quarterbacks in completion percentage have worked under Coach Spurrier:

Quarterback	Years	Comp. Pct.
Connor Shaw	2010-13	.663 (311-of-469)
Blake Mitchell	2004-07	.607 (482-of-794)
Steve Taneyhill	1992-95	.605 (753-of-1245)
Bobby Fuller	1990-91	.588 (373-of-634)
Stephen Garcia	2008-11	.577 (589-of-1021)

### PASSING TOUCHDOWNS

1.	Steve Taneyhill (1992-95)	62
2.	Todd Ellis (1986-89)	49
3.	Stephen Garcia (2008-10)	47
4.	Anthony Wright (1995-98)	38
	Blake Mitchell (2004-07)	38
6.	Tommy Suggs (1968-70)	34
7.	Connor Shaw (2010-12)	33
8.	Bobby Fuller (1990-91)	28
	Phil Petty (1998-01)	28
10.	Jeff Grantz (1972-75)	26

## Career Passing Leaders

No.	PLAYER	YEARS	COM-ATT-INT	PCT.	YARDS	TD
1.	Todd Ellis	1986-89	747-1350-73	.553	9,953	49
2.	Steve Taneyhill	1992-95	753-1245-37	.605	8,782	62
3.	Stephen Garcia	2008-11	589-1021-41	.577	7,597	47
4.	Blake Mitchell	2004-07	482-794-30	.607	5,992	38
5.	Anthony Wright	1995-98	432-796-22	.543	5,681	38
6.	Phil Petty	1998-01	454-861-29	.527	5,652	28
7.	Tommy Suggs	1968-70	355-672-41	.528	4,916	34
8.	Bobby Fuller	1990-91	373-634-17	.588	4,896	28
9.	Connor Shaw	2010-13	311-469-15	.663	3,776	33
10.	Dondrial Pinkins	2000-04	265-504-18	.526	3,459	18

**QB'S UNDER THE HBC:** Here are the records of the starting Gamecock QB's under Steve Spurrier:

Quarterback	Games	Record	Pct.
Stephen Garcia	34	20-14	.588
Connor Shaw	21	18-3	.857
Blake Mitchell	23	13-10	.565
Chris Smelley	15	9-6	.600
Syvelle Newton	7	4-3	.571
Dylan Thompson	2	2-0	1.000
Tommy Beecher	1	1-0	1.000
Antonio Heffner	1	0-1	.000

**QB WINS SINCE 1971:** Here are the starting quarterbacks with the most wins at South Carolina since 1971:

Quarterback	Record	Pct.
Todd Ellis	24-16-3	.593
Garry Harper	20-12-1	.621
Stephen Garcia	20-14	.588
Steve Taneyhill	20-19-1	.526
Connor Shaw	18-3	.857
Phil Petty	17-12	.586
Jeff Grantz	14-14	.500
Blake Mitchell	13-10	.565

**WAITING IN THE WINGS:** Junior **Dylan Thompson** is ready and waiting to take some snaps as well. Thompson, a 6-3, 218-pounder from Boiling Springs, S.C., stepped in admirably last season when Shaw was beset by injuries. He led the Gamecocks to wins over East Carolina and Clemson in his two starts, throwing for over 300 yards on both occasions. He also was 7-of-10 for 117 yards and two touchdowns in the bowl win over Michigan, including the game-winning 32-yard pass to Bruce Ellington with just 11 seconds remaining in the contest. Thompson completed a 29-yard touchdown pass to Kane Whitehurst in the season opener against North Carolina, the only snap he took from scrimmage. With that, Thompson's last two passes have both gone for TDs.

**BACK ATTACK:** The Gamecocks lost one of their all-time greats in running back Marcus Lattimore but have four capable backs, three of which are sophomores and the other a true freshman, to fill the void. Sophomore **Mike Davis** is the first man in. The younger brother of former Clemson standout James Davis, Mike averaged 5.3 yards per carry as a true freshman. He came up big in the opener against North Carolina, rushing just 12 times for a career-best 115 yards, including a 75-yard touchdown burst. Sophomore **Brandon Wilds** returns to the mix after sitting out last season as a redshirt. As a freshman in 2011, Wilds moved from fifth on the depth chart to the starter late in the season due to a rash of injuries. He responded with three 100-yard rushing

## Preseason Lists

### Rory Anderson

2nd Team Coaches All-SEC  
2nd Team Media All-SEC  
Mackey (Tight End)

### Damiere Byrd

Biletnikoff (Wide Receiver)

### A.J. Cann

2nd Team Coaches All-SEC  
3rd Team Media All-SEC  
Outland (Interior Lineman)

### Jadeveon Clowney

1st Team All-America  
Phil Steele  
Athlon  
Lindy's  
CBSSports.com  
SI.com  
Sporting News  
USA Today  
1st Team Media All-SEC  
1st Team Coaches All-SEC  
Bednarik (Defensive Player)  
Walter Camp (Player)  
Hendricks (Defensive End)  
Lombardi (Lineman/Linebacker)  
Maxwell (Player)  
Nagurski (Defensive Player)

### Bruce Ellington

1st Team Coaches All-SEC - AP  
1st Team Media All-SEC - AP  
2nd Team Media All-SEC - RS  
3rd Team Coaches All-SEC - RS  
Biletnikoff (Wide Receiver)  
Hornung (Multi-Purpose Player)

### Kelcy Quarles

2nd Team Coaches All-SEC  
Outland (Interior Lineman)

### Shaq Roland

Biletnikoff (Wide Receiver)

### Connor Shaw

Manning (Quarterback)  
O'Brien (Quarterback)

games, including a career-high 137 at Tennessee. He had 12 carries for 64 yards in the opener against UNC. Sophomore **Shon Carson** looks to stay healthy this season as the injury bug has plagued him in each of his first two campaigns, limiting him to just three games. True freshman **David Williams**, has been impressive in camp and could see action as well.

**CATCH THIS:** Junior **Bruce Ellington** is the top returning receiver. He logged 40 receptions for 600 yards and seven touchdowns last season and has 811 yards on 57 career receptions but has been slowed in camp by a hamstring injury and did not start against UNC. Junior **Damiere Byrd** (17 catches, 404 yards), the fastest player on the team, and junior **Nick Jones** (28 catches, 361 yards) are the other two wideouts with the most experience.

**STELLAR TIGHT ENDS:** The Gamecocks are blessed with a pair of standout tight ends. Junior **Rory "Bus-ta" Anderson** is an All-SEC candidate. He has 22 career receptions for 459 yards with eight touchdowns. He did not play in the opener against UNC due to a hamstring injury. Sophomore **Jerrell Adams** averaged over 22 yards a catch on just four receptions last season. He also was limited against UNC with an ankle injury. With Anderson checking in at 6-5, 242, and Adams at 6-6, 237, both can present a matchup challenge for a defense.

**THE O-LINE:** The Gamecocks return four starters along the offensive line. Junior left guard **A.J. Cann** is the most experienced of the group with 26 career starts, the most on the squad, and is an All-SEC candidate. Senior right guard **Ronald Patrick** started all 13 games last season. Junior left tackle **Corey Robinson** started nine of the last 10 games a season ago, while right tackle **Brandon Shell** was a Freshman All-American while making 10 starts. The lone newcomer is redshirt freshman **Cody Waldrop**, who has big shoes to fill in replacing T.J. Johnson, who graduated as the school's all-time leader with 53 starts, having started every game from 2009-12.

**AS GOOD AS IT GETS:** The 2013 Gamecocks feature one of the game's top players in junior defensive end **Jadeveon Clowney**. Clowney, who is regarded by most as the top defensive player in the country and a

likely top pick in the 2014 NFL Draft, was just the second Gamecock to earn unanimous All-America honors in 2012, joining George Rogers from his Heisman Trophy season in 1980. Clowney was named the Hendricks Award winner as the nation's top defensive end, and the All-America Player of the Year, presented by AT&T as selected by the fans on ESPN.com. He finished sixth in the Heisman race and was a finalist for the Nagurski Trophy, Rotary Lombardi Award and the Bednarik Award after being named the SEC Defensive Player of the Year by the league's coaches.

**THE MAGNIFICENT SEVEN:** Fresh off his trip to L.A. to receive the ESPY Award for the top play of the year, **Jadeveon Clowney** returns to cause havoc for quarterbacks around the southeast. Clowney set school records last season for sacks in a game (4.5 at Clemson), sacks in a season (13.0) and tackles for loss in a season (23.5) as a sophomore. The 6-6, 274-pounder is on everyone's preseason All-America list and a legitimate candidate for all the national awards. Here's where he ranks on Carolina's all-time lists after just two seasons:

#### TACKLES FOR LOSS

1. Eric Norwood (2006-09).....	54.5
2. Devin Taylor (2009-12).....	35.5
Jadeveon Clowney (2011-12).....	35.5
4. Andrew Provence (1980-82).....	35.0
5. Frank Wright (1981-84).....	32.0
6. Cecil Caldwell (1997-2000).....	31.0
7. Melvin Ingram (2007-11).....	30.5
8. Rickey Hagood (1980-82).....	30.0
9. Roy Hart (1983-84, 85-86).....	29.0
10. Rashad Faison (1999-2002).....	27.5

#### SACKS

1. Eric Norwood (2006-09).....	29.0
2. Andrew Provence (1980-82).....	26.0
3. John Abraham (1996-99).....	23.5
4. Melvin Ingram (2007-11).....	21.5
5. Jadeveon Clowney (2011-12).....	21.0
6. Devin Taylor (2009-12).....	18.5
7. Cecil Caldwell (1997-00).....	15.5
Cliff Matthews (2007-10).....	15.5
9. Stacy Evans (1993-94).....	15.0
Kalimba Edwards (1998-01).....	15.0
George Gause (2001-04).....	15.0

**HE'S NOT ALONE:** **Jadeveon Clowney** is not the only Gamecock who can get to the quarterback. Fifth-year senior **Chaz Sutton**, who has spent the past two

## Tracking the 2013 Opponents

Opponent (Date vs. SC)	W-L	Last Game	Next Game
North Carolina (8/29)	0-1	L, 27-10 at South Carolina	vs Middle Tennessee St (9/7)
Georgia (9/7)	0-1	L, 38-35 at Clemson	vs South Carolina (9/7)
Vanderbilt (9/14)	0-1	L, 39-35 vs Ole Miss	vs Austin Peay (9/7)
UCF (9/28)	1-0	W, 38-7 vs Akron	at FIU (9/7)
Kentucky (10/5)	0-1	L, 35-26 at Western Kentucky	vs Miami (Ohio) (9/7)
Arkansas (10/12)	1-0	W, 34-14 vs Louisiana-Lafayette	vs Samford (9/7)
Tennessee (10/19)	1-0	W, 45-0 vs Austin Peay	vs Western Kentucky (9/7)
Missouri (10/26)	1-0	W, 58-14 vs Murray State	vs Toledo (9/7)
Mississippi St. (11/2)	0-1	L, 21-3 vs Oklahoma State	vs Alcorn State (9/7)
Florida (11/16)	1-0	W, 24-6 vs Toledo	at Miami (Fla.) (9/7)
Coastal Carolina (11/23)	1-0	W, 27-20 at South Carolina State	vs Furman (9/7)
Clemson (11/30)	1-0	W, 38-35 vs Georgia	vs South Carolina State (9/7)
<b>Opponents' Overall Record 7-5 (.583)</b>			

## Media Services

### Weekly Press Conference:

Head Coach Steve Spurrier conducts his weekly press conference at noon ET on Tuesdays in the Media Interview Room, located underneath the west stands of Williams-Brice Stadium. Media members attending the press conference should enter the stadium through Gate 4 next to the press elevator on the west side of the stadium off Bluff Road. Cross the concourse and walk down the Hall of Captains to the Media Interview Room. The press conference will be streamed live on the official website of South Carolina Athletics, [www.gamecocksonline.com](http://www.gamecocksonline.com). Selected players are also available for interviews either from 11:30 - noon or from 12:30 - 1 p.m. The University of South Carolina media relations office will make Coach Spurrier's weekly press conference available for the media via an FTP site. For more information, contact Assistant Media Relations Director Matt Freed at [mfreed@mailbox.sc.edu](mailto:mfreed@mailbox.sc.edu).

### Spurrier Sunday Teleconference:

Head coach Steve Spurrier will participate in a weekly teleconference on Sundays at 2 p.m. ET, beginning Sept. 1. To participate, media members can call 1-800-793-6775. Contact Assistant Athletics Director/Media Relations Steve Fink for the passcode.

### SEC Teleconference:

The Southeastern Conference will host a weekly press teleconference each Wednesday from Aug. 28 through Nov. 27. The teleconference, open to the media, will feature the head coach from each team every week. Coach Spurrier's schedule time is 11:10 a.m. ET. Contact the SEC Media Relations office at for the number and passcode.

### Carolina Calls:

Head coach Steve Spurrier and play-by-play voice Todd Ellis host the weekly Carolina Calls radio show from Wild Wing Cafe in the Vista on Thursday nights from 7-8 p.m. ET. Carolina Calls can be heard on the flagship station of Carolina Athletics, 107.5 The Game in Columbia.



years backing up Clowney and Devin Taylor (now with the Detroit Lions), logged 5.0 sacks last season and has 13.5 tackles for loss during his career. Junior defensive tackle **Kelcy Quarles**, who has made some preseason All-SEC squads, mans the middle of the line. The 6-4, 298-pounder logged 3.5 sacks and 8.0 tackles for loss last season.

**SACK MASTERS:** Despite the quick passing attack that North Carolina runs, the Gamecocks were still able to record three sacks in the season opener. Here is a list of the Gamecocks and their sack totals. They led the SEC and finished fifth in the country with 43 sacks a year ago.

SACKS	2013	Career
Jadeveon Clowney	0.0	21.0
Chaz Sutton	0.0	6.0
Kelcy Quarles	1.0	4.5
Gerald Dixon	0.0	1.0
Victor Hampton	0.0	1.0
Brison Williams	0.0	1.0
Gerald Dixon Jr.	0.5	0.5
Kelsey Griffin	0.5	0.5
Mason Harris	0.5	0.5
Skai Moore	0.5	0.5
JT Surratt	0.0	0.5

**WHO ARE YOU?:** The Gamecocks graduated five seniors who manned the linebacker and spur positions a year ago and will look to a host of youngsters to fill in those slots this season. Sophomores **Kaiwan Lewis** and **Marcquis Roberts** started at the two linebacker spots in the season opener, but will be pushed to hold onto those starting assignments. Sophomore **Cedrick Cooper**, who dislocated his elbow in the preseason, and redshirt freshman **T.J. Holloman** will also get plenty of opportunities this season. A trio of true freshmen, **Skai Moore**, **Larenz Bryant** and **Jonathan Walton**, have been impressive as well, and could log some important minutes.

**SECONDARY IN NATURE:** South Carolina returns three starters in the secondary in junior cornerback **Victor Hampton**, senior cornerback **Jimmy Legree** and junior safety **Brison Williams**. Hampton is considered the shutdown corner, while Legree has played both corner and safety during his career.

INTERCEPTIONS	2012	Career
Jimmy Legree	3	3
Brison Williams	2	2
Victor Hampton	1	2
Gerald Dixon Jr.	1	1
Chaz Sutton	0	1

**HULL OF A PUNTER:** Junior **Tyler Hull** returns for his second season as the Gamecocks' punter. The 6-2, 206-pounder from Mount Airy, N.C. spent his first season at Guilford College before transferring to South Carolina just prior to the start of the 2012 campaign. Last season, he averaged 39.4 yards per punt. 22 of his 54 punts were fair catches, while 12 went inside the 20.

**THEY'RE BACK:** The Gamecocks welcomed 36 returning letterwinners to begin the 2013 campaign. That group consists of 19 offensive players, 16 defensive players and one special teams player. The Gamecocks lost 24 lettermen, including 10 on offense, 11 on defense and three from special teams.

**FOR STARTERS:** The Gamecocks listed 12 returning starters from the 2012 squad (six on offense, five on defense and one specialist). The returning offensive starters are OG **A.J. Cann**, WR **Bruce Ellington**, OG **Ronald Patrick**, OT **Corey Robinson**, QB **Connor Shaw** and OT **Brandon Shell**. The returning defensive starters include DE **Jadeveon Clowney**, CB **Victor Hampton**, CB **Jimmy Legree**, DT **Kelcy Quarles**, SS **Brison Williams**. The lone returning specialist is P **Tyler Hull**.

**GONE BUT NOT FORGOTTEN:** The Gamecocks said goodbye to 26 lettermen from last year's bowl roster including 12 starters. The departing starters include TE **Justice Cunningham**, OC **T.J. Johnson**, TB **Marcus Lattimore**, WR **D.L. Moore** and WR **Ace Sanders** on the offensive side of the ball and LB **Reginald Bowens**, SPR **DeVonte Holloman**, DT **Byron Jerideau**, FS **D.J. Swearingen**, DE **Devin Taylor** and LB **Shaq Wilson** on the defensive side of the ball, along with PK **Adam Yates**.

**IN THE CLASSROOM:** The Gamecocks placed 29 players on the 2012 SEC Fall Academic Honor Roll while posting a team GPA of 2.918, highest in school history. Among those who made the SEC Honor Roll include returnees **Landon Ard**, **K.J. Brent**, **Damiere Byrd**, **A.J. Cann**, **Shon Carson**, **Gerald Dixon Jr.**, **Phillip Dukes**, **Bruce Ellington**, **Deon Green**, **Mason Harris**, **Tyler Hull**, **Kadetrax Marcus**, **Drew Owens**, **Ronald Patrick**, **Kelvin Rainey**, **Corey Robinson**, **Brandon Shell**, **Brock Stadnik**, **Clayton Stadnik** and **Dylan Thompson**.

## Game Week Media Availability

SUNDAY	MONDAY	TUESDAY	WEDNESDAY	THURSDAY	FRIDAY	SATURDAY
Coach Spurrier holds a teleconference from his office at 2 p.m. (No in-person availability). No player availability.	No media availability.	Coach Spurrier holds a noon press conference. Selected players are available around the press conference. Defensive players/assistant coaches are available after practice. All requests must be in to Steve Fink by 11 a.m.	Gamecock offensive players/assistant coaches are available after practice. All requests must be in to Steve Fink by 11 a.m. Coach Spurrier is on the SEC conference call at 11:10 a.m. ET.	Defensive coordinator Lorenzo Ward is available coming off the practice field. There is no player availability. Coach Spurrier's weekly radio show is from 7-8 p.m. ET.	Head coach Steve Spurrier and defensive coordinator Lorenzo Ward are available for network television only. There is no player availability.	Coach Spurrier, Coach Ward and requested players will be available in Media Interview Room following the game. The Gamecocks' locker room is closed to the media.

**THEY PAY TO SEE THE GAMECOCKS PLAY:** The Gamecocks ranked 18th in the nation in home attendance in 2012, averaging 80,001 at Williams-Brice Stadium. That included a school-record 85,199 who were on hand to watch the Gamecocks thump Georgia, 35-7. The Gamecocks opened the 2013 season with a capacity crowd of 81,572 against North Carolina. The Florida and Clemson games are already sold out, while a limited number of tickets remain for the other four home games.

**KEEPING THE FANS HAPPY:** The Gamecocks have taken care of business against their top rivals in recent seasons. Over the past three years, they are an impressive 11-1 against SEC Eastern Division rivals Georgia (3-0), Florida (2-1) and Tennessee (3-0) and against in-state rival Clemson (3-0). In fact, Carolina has won the Palmetto State Championship four years in a row, the longest winning streak over the Tigers since 1951-54.

**TWO-SPORT STARS:** Head coach Steve Spurrier is not adverse to having his players participate in other sports at Carolina. Wide receiver **Bruce Ellington** has been the starting point guard for the basketball team for the past three seasons, while tailback **Shon Carson** and cornerback **Ahmad Christian** spent the spring with the Gamecock baseball team. In addition, wide receiver **Damiere Byrd** was a sprinter during the indoor track & field season.

**IT'S A NUMBERS GAME:** The Gamecocks returned 42 percent of their rushing yards, 96 percent of their passing yards and 54 percent of their receiving yards from a year ago. In addition, six of the squad's top 13 tacklers, return for the 2013 campaign.

**GOOD HOME COOKIN':** The Gamecocks have won their last 12 games at Williams-Brice Stadium. Carolina is 28-3 in its last 31 home games. The only home losses since 2009 came to top-ranked Florida in 2009, to 17th-ranked Arkansas in 2010 and to defending national champion Auburn in 2011.

**PERFECT AT HOME:** The Gamecocks went 7-0 at home in 2012. It marked the first time they ran the table at home since joining the SEC. The last time they went undefeated at home was in 1987. They have been undefeated and untied at home 10 times.

**TOP HOME STREAKS:** The Gamecocks have won 12-straight home games, their longest stretch since joining the SEC and the third-longest streak in school history. Here are the top home winning streaks:

YEARS	WINS
1978-1980	15
1986-1988	13
<b>2011-2013 (current)</b>	<b>12</b>

**AN SEC SIX-PACK:** With a 6-2 SEC mark in 2012, the Gamecocks reached six SEC victories for the second year in a row. They had never had six SEC wins in a season prior to 2011. They finished the 2000, 2001, 2005 and 2010 seasons with 5-3 SEC marks. Carolina finished 2012 with at least a .500 SEC mark for the 10th time in 21 seasons and have put together three-straight .500-or-better SEC records for the first time in school history.

**GAMECOCKS IN THE SEC:** The Gamecocks wrapped up their 21st season of league play in the SEC in 2012. They have played 168 SEC regular-season contests since joining the league. Here's a breakdown of the Gamecocks in three-year segments in conference regular season action:

Years	Record	.500 or Better	Pct.
1992-1994	9-15-0	1994	.375
1995-1997	9-14-1	1996	.396
1998-2000	5-19-0	2000	.208
2001-2003	10-14-0	2001	.417
2004-2006	12-12-0	2004, 2005	.500
2007-2009	10-14-0	2008	.417
2010-2012	17-7-0	2010, 2011, 2012	.708
<b>Totals</b>	<b>72-95-1</b>	<b>Ten Times</b>	<b>.432</b>

**OUT OF THEIR LEAGUE:** The Gamecocks went 5-0 in non-conference action in both 2011 and 2012, and have been undefeated in regular season non-conference play for three-consecutive years. They are 32-7 in non-conference games under head coach Steve Spurrier, including wins in 30 of their last 35 non-SEC tilts. The year-by-year breakdown: 2005 (2-2); 2006 (5-0); 2007 (3-1); 2008 (3-2); 2009 (4-1); 2010 (4-1); 2011 (5-0); 2012 (5-0); 2013 (1-0). They have a regular-season winning streak over non-conference opponents of 17 games. South Carolina's last regular-season non-conference loss came at Clemson in 2008.

**RECRUITING SUCCESS:** The Gamecocks had another successful February signing day. Carolina has put together nine-straight classes that rank among the nation's top 25, according to *Rivals*. Here are the recent recruiting class rankings according to *Rivals* and *Scout*:

2002: 11th/18th	2008: 22nd/34th
2003: 8th/15th	2009: 12th/13th
2004: 35th/28th	2010: 24th/34th
2005: 23rd/20th	2011: 18th/11th
2006: 24th/33rd	2012: 19th/13th
2007: 6th/7th	2013: 16th/23rd

**WORKING OVERTIME:** The Gamecocks have played just two overtime games in their history, both at Tennessee. They dropped a 23-20 decision in Knoxville on Sept. 27, 2003, then fell by a 27-24 score on Oct. 27, 2007, at Neyland Stadium.

**NEXT YEAR:** The Gamecocks have released their 2014 schedule. They will open again on a Thursday night, this time hosting Texas A&M in an SEC clash in Columbia. That game will be the first televised by the new SEC Network. Here is the 2014 slate:

#### 2014 SOUTH CAROLINA FOOTBALL SCHEDULE

Day	Date	Opponent
Thursday	August 28	vs Texas A&M
Saturday	September 6	vs East Carolina
Saturday	September 13	vs Georgia
Saturday	September 20	at Vanderbilt
Saturday	September 27	vs Missouri
Saturday	October 4	at Kentucky
Saturday	October 18	vs Furman
Saturday	October 25	at Auburn
Saturday	November 1	vs Tennessee
Saturday	November 15	at Florida
Saturday	November 22	vs South Alabama
Saturday	November 29	at Clemson

**WHO'S PAYING FOR THIS?:** Two walk-ons were rewarded with scholarships for the 2013-14 school year this fall. Junior fullback **Connor McLaurin** and junior cornerback **Sidney Rhodes** will have their school tabs paid for this year.

**SPRING GAME AWARDS:** The following players were recognized for their achievements at halftime of the annual Garnet & Black Spring Game in April:

Most Improved:

Offensive Line.....	Mason Zandi
Defensive Line.....	Phillip Dukes
Wide Receivers.....	Shaq Roland/Shamier Jeffery
Linebackers.....	Kaiwan Lewis
Tight Ends.....	Rory Anderson/Jerrell Adams
Safeties.....	Sharrod Golightly/Jordan Diggs
Defensive Backs.....	Kadetrax Marcus
Running Backs.....	Mike Davis
Quarterbacks.....	Brendan Nosovitch
Kicker.....	Landon Ard
Punter.....	Tyler Hull
Freshman-Defense.....	Darius English
Freshman-Offense.....	Cody Waldrop
Everyday Effort Award-Offense.....	Brandon Shell
Everyday Effort Award-Defense.....	Gerald Dixon Jr.
Everyday Hustle Award-Offense.....	A.J. Cann
Everyday Hustle Award-Defense.....	Kelcy Quarles
Everyday Attitude Award-Offense.....	K.J. Brent
Everyday Attitude Award-Defense.....	Victor Hampton
Outstanding Weight Room-Offense.....	Connor McLaurin
Outstanding Weight Room-Defense.....	Chaz Sutton
Outstanding Walk-On-Offense.....	Devin Potter
Outstanding Walk-On-Defense.....	Sidney Rhodes
Harold White GPA-Offense.....	Damiere Byrd
Harold White GPA-Defense.....	T.J. Holloman
Big Plays — Spring — Offense.....	Kwinton Smith
Big Plays — Spring — Defense.....	Kelvin Rainey
Pastides Outstanding Student-Athlete.....	Connor Shaw
Morrison Offensive Player of the Spring.....	Brandon Wilds
Enright Defensive Player of the Spring.....	Mason Harris
Carlen Special Teams Player of the Spring.....	Patrick Fish
Ernest Brooks MVP — Clemson.....	Dylan Thompson
Outback Bowl - Big Play - Offense.....	Bruce Ellington
Outback Bowl - Big Play - Defense.....	Jadeveon Clowney

## Pronunciation Guide

Jerrell Adams.....	jur-L
Larenz Bryant.....	luh-RENZ
Damiere Byrd.....	duh-MEER
Mohamed Camara.....	cuh-MAR-uh
Jadeveon Clowney.....	juh-DEV-ee-uhn
Dwayne Duckett.....	DUCK-it
Shamier Jeffery.....	shuh-MEER
Andrew Komornik.....	kuh-MORE-knick
Kaiwan Lewis.....	kuh-WAN
Mike Matulis.....	muh-TOO-lis
Skai Moore.....	SKY
Brendan Nosovitch.....	NAH-so-vitch
Na Ty Rodgers.....	Nuh-TIE
J.T. Surratt.....	sur-RAT
J.P. Vonashek.....	VON-uh-shek

## Gamecocks In The NFL

Name	Team	Position
John Abraham	Arizona Cardinals	Defensive End
Antonio Allen	New York Jets	Safety
Jasper Brinkley	Arizona Cardinals	Linebacker
Jared Cook	St. Louis Rams	Tight End
Chris Culliver\$	San Francisco 49ers	Cornerback
Justice Cunningham*	Indianapolis Colts	Tight End
Patrick DiMarco*	Atlanta Falcons	Fullback
Clifton Geathers	Philadelphia Eagles	Defensive End
Stephon Gilmore	Buffalo Bills	Cornerback
Tori Gurley*	Cleveland Browns	Wide Receiver
DeVonte Holloman	Dallas Cowboys	Linebacker
Melvin Ingram#	San Diego Chargers	Defensive End
Lemuel Jeanpierre	Seattle Seahawks	Center
Alshon Jeffery	Chicago Bears	Wide Receiver
Byron Jerideau\$	San Diego Chargers	Defensive Tackle
T.J. Johnson*	Cincinnati Bengals	Center
Johnathan Joseph	Houston Texans	Cornerback
Spencer Lanning	Cleveland Browns	Punter
Marcus Lattimore%	San Francisco 49ers	Running Back
Cliff Matthews	Atlanta Falcons	Defensive End
Jamon Meredith	Tampa Bay Buccaneers	Offensive Tackle
Captain Munnerlyn	Carolina Panthers	Cornerback
Sidney Rice	Seattle Seahawks	Wide Receiver
Travian Robertson	Atlanta Falcons	Defensive Tackle
Dunta Robinson	Kansas City Chiefs	Cornerback
Ace Sanders	Jacksonville Jaguars	Wide Receiver
Darian Stewart	St. Louis Rams	Safety
Ryan Succop	Kansas City Chiefs	Placekicker
D.J. Swearinger	Houston Texans	Safety
Devin Taylor	Detroit Lions	Defensive End
Roquevious Watkins*	Kansas City Chiefs	Offensive Guard

\*-Practice squad

\$-Reserve/Injured

#-Reserve/Physically Unable to Perform

%-Reserve/Non Football Injury

## 2012 POST-SEASON HONORS (2013 Returnees Only)

### Jerrell Adams

Coaches SEC All-Freshman

### Jadeveon Clowney

AFCA 1st-team All-American  
 Associated Press 1st-team All-American  
 FWAA 1st-team All-American  
 Sporting News 1st-team All-American  
 Walter Camp 1st-team All-American  
 ESPN.com 1st-team All-American  
 CBSSports.com 1st-team All-American  
 FoxSportsNext.com 1st-team All-American  
 Phil Steele 1st-team All-American  
 Coaches SEC Defensive Player of the Year  
 Associated Press 1st-team All-SEC  
 Coaches 1st-team All-SEC  
 Phil Steele 1st-team All-SEC  
 Hendricks Award Winner  
 Nagurski Trophy Finalist  
 Rotary Lombardi Award Finalist  
 Bednarik Award Finalist

### T.J. Gurley

Coaches SEC All-Freshman

### Brandon Shell

FoxSportsNext 1st-team Freshman All-American  
 Phil Steele 1st-team Freshman All-American  
 Coaches SEC All-Freshman

**LONGTIME VOICES:** Former Gamecock great quarterback **Tommy Suggs** (1968-70) is in his 40th year describing Gamecock football from the radio booth. Suggs is one of just six active announcers at the Division I level who have worked for each of the last 40 years in the radio booth.

Announcer	School	Year
Bob Robertson	Washington State	47
Bill Hillgrove	Pitt	44
Don Fischer	Indiana	41
Tommy Suggs	South Carolina	40
Larry Zimmer	Colorado	40
Vic Purvis	Southern Miss	40

**UP NEXT:** The Gamecocks will return home for another SEC Eastern Division clash when they take on the Vanderbilt Commodores (0-1, 0-1 SEC) on Saturday, September 14. The Gamecocks hold a commanding 18-4 lead in the all-time series with the 'Dores, including wins in each of the last four meetings. Vandy did not tally more than 13 points in any of those four meetings. South Carolina opened the 2012 season with a hard-fought 17-13 win in Nashville.

### GARNET WAY CAMPAIGN:

- The athletics portion of the Carolina's Promise Campaign, the Garnet Way Campaign, is charged with raising \$200 million in support of athletics facilities and scholarships.
- Over \$168 million raised in support of athletics facilities and scholarships since July 1, 2006.
- Over \$10 million in private support raised during the 2012-13 fiscal year.

### GAMECOCK CLUB

- Founded in 1940, the Gamecock Club has 47 in-state and 16 out-of-state chapters, totaling over 16,000 members for the first time in school history.
- Gamecocks have given over \$100 million in the last three years in support of student-athlete scholarships and athletics facilities.
- Generated over \$13.1 million for student-athletes' scholarships last year.
- Over 510 Gamecock student-athletes benefit from scholarships provided by the Gamecock Club.

## Carolina Radio Affiliates

Abbeville	WZLA-FM	92.9	Greenville	WROO-FM	96.7
Aiken/Edgefield	WKSX-FM	92.7	Hilton Head	WGZO-FM	103.1
Allendale	WDOG-FM	93.5	Lake City	WHYM-AM	1260
Anderson	WRIX-FM	103.1	Myrtle Beach	WHSC-FM	103.1
Camden	WPUB-FM	102.7	Newberry	WKDK-AM	1240
Camden	WCAM-AM	1590	Rock Hill	WRHM-FM	107.1
Charleston	WWIK-FM	98.9	Rock Hill	WVSZ-FM	107.3
Chesterfield	WVSZ-FM	107.3	Seneca	WSNW-AM	1150
Clinton	WPCC-AM	1410	Seneca	WSNW-FM	103.5
Columbia	WNKT-FM	107.5	Spartanburg	WSPG-AM	1400
Florence/Lamar	WFRK-FM	93.5	Sumter	WIBZ-FM	95.5
Gaffney	WZZQ-FM	104.3	Union	WBCU-AM	1460
Gaffney	WZZQ-AM	1500			

# The Last Time They Met

## Game 6

#6/6 South Carolina 35, # 5/5 Georgia 7



October 6, 2012  
Williams-Brice Stadium  
Columbia, S.C.  
85,199



**COLUMBIA, S.C.**—Sixth-ranked South Carolina put together one of its most complete efforts of the season on Saturday night against No. 5 Georgia en route to a 35-7 victory in front of a record crowd of 85,199 at Williams-Brice Stadium.

The Gamecocks rolled up 392 yards of offense and held Georgia to a season-low 224 yards of offense. The Bulldogs entered the contest averaging 48.2 points per game and 536 yards per contest.

With the win, South Carolina improves to 6-0 overall and 4-0 in the SEC. The victory is the Gamecocks' 10th straight, which is the longest winning streak in school history, and it's their 12th consecutive over SEC Eastern Division opponents. The win is also head coach Steve Spurrier's 250th career coaching victory (collegiate and pro combined).

Junior quarterback Connor Shaw and junior running back Marcus Lattimore combined for 349 yards of South Carolina's total offense. Shaw completed 6-of-10 passes for 162 yards and two touchdowns through the air and added 78 yards and a score on the ground. Lattimore carried the ball 24 times for 109 yards and a score, giving him his 11th career 100-yard game and third against the Bulldogs.

Defensively, South Carolina limited Georgia quarterback Aaron Murray, as he completed just 11-of-31 passes for 109 yards and threw one interception. The Gamecocks also held Bulldog freshman running back standouts Todd Gurley and Keith Marshall to 39 and 37 yards, respectively. The duo entered the contest averaging a combined 192.8 yards per game.

Sophomore safety Brison Williams led South Carolina's defensive effort with seven tackles and two pass breakups. Sophomore Jadeveon Clowney added four stops, including a sack and two tackles for a loss, and DeVonte Holloman recorded an interception for the only turnover of the game and tallied three tackles.

The Gamecocks fed off of the energy from the record crowd from the start and took the opening possession for a five-play, 76-yard scoring drive. A 42-yard pass from Shaw to Damiere Byrd on the second play of the game set South Carolina up at the Georgia 30-yard line. Three plays later Shaw threw a strike to Bruce Ellington for a 20-yard touchdown pass, giving the Gamecocks a 7-0 lead less than three minutes into the game.

The South Carolina defense kept the momentum going on the ensuing possession, as Kelcy Quarles deflected a Murray pass into the air and Holloman dove under the ball for an interception at the Gamecock 31. The Gamecocks took advantage of the Bulldog miscue, marching 69 yards in 11 plays for a touchdown. Shaw connected with Rory Anderson for a 14-yard scoring strike, giving South Carolina a 14-0 lead at the 6:29 mark of the first quarter.


After the defense forced a three-and-out on the next possession, the Gamecock special teams got involved in the early outburst. On fourth and 8 from the Georgia 30, junior punt returner Ace Sanders fielded a Collin Barber punt at the South Carolina 30 and weaved his way through the punt coverage 70 yards for a touchdown and a 21-0 first quarter lead.

The Bulldogs (5-1, 3-1 SEC) threatened to score late in the second quarter as they went on a 15-play, 80-yard drive to the South Carolina 2. However, the Gamecock defense buckled down at the goal line and stuffed the Bulldogs on fourth and goal to preserve a 21-0 halftime lead.

After stalling on its first drive of the second half, the Gamecocks put the game out of reach with a four-play, 63-yard scoring drive on their second possession. D.L. Moore hauled in a 62-yard pass from Shaw over a Georgia defender to set South Carolina up at the Georgia 1 on the third play of the drive. Lattimore then burst up the middle for a 1-yard touchdown run to give the Gamecocks a 28-0 lead with 10:32 left in the third quarter.

South Carolina added one more score with a 14-play, 89-yard scoring drive that ate up 9 minutes and 28 seconds off the clock. Shaw finished off the drive with a 7-yard touchdown run to push the Gamecocks' lead to 35-0.

Georgia avoided the shutout with a 3-yard touchdown run by Ken Malcome with 1:55 left.



Georgia	0	0	0	7	7
South Carolina	21	0	7	7	35

### Scoring Summary

1st	12:28	SC	Ellington 20-yard pass from C. Shaw (Yates kick) (5-76-2:32)	7-0
1st	6:29	SC	Anderson 14-yard pass from C. Shaw (Yates kick) (11-69-4:46)	14-0
1st	5:18	SC	Sanders 70-yard punt return (Yates kick)	21-0
3rd	8:30	SC	Lattimore 1-yard run (Yates kick) (4-63-2:02)	28-0
4th	6:17	SC	C. Shaw 7-yard run (Yates kick) (14-89-9:28)	35-0
4th	1:55	UGA	Malcome 3-yard run (Morgan kick) (12-75-4:22)	35-7

### Team Statistics

	UGA	SC
First Downs	15	20
Rushing	10	12
Passing	4	6
Penalty	1	2
Net Yards Rushing	115	230
Rushing Attempts	36	51
Net Yards Passing	109	162
Cmp.-Att.-Int.	11-31-1	6-10-0
Total Offense Yards	224	392
Total Offense Plays	67	61
Fumbles: No.-Lost	0-0	1-0
Penalties: No.-Yards	6-51	5-41
Punts-Yards	7-289	4-150
Avg. Yards Per Punt	41.3	37.5
Punt Returns: No.-Yards	0-0	2-70
Kickoff Returns: No.-Yards	2-71	1-22
Interceptions: No.-Yards	0-0	1-0
Possession Time	26:47	33:13
Third Down Conversions	7-16	5-12
Fourth Down Conversions	0-2	0-0
Red Zone Scores-Chances	1-2	4-5
Sacks By: No.-Yards	1-9	2-16
PAT Kicks	1-1	5-5
Field Goals	0-0	0-1

### Individual Statistics

**RUSHING: UGA:** Malcome 5-45; Gurley 13-39; Marshall 12-37; Hall 1-5; Mitchell 1-(-2); Murray 4-(-9). **SC:** Lattimore 24-110; C. Shaw 14-78; Miles 10-39; Davis 3-4.

**PASSING: UGA:** Murray 11-31-1-109. **SC:** C. Shaw 6-10-0-162.

**RECEIVING: UGA:** Wooten 4-19; Mitchell 3-52; King 1-16; Brown 1-11; Hall 1-9; Marshall 1-2. **SC:** Lattimore 2-24; Moore 1-62; Byrd 1-42; Ellington 1-20; Anderson 1-14.

**PUNT RETURNS: UGA:** None. **SC:** Sanders 2-70.

**KICKOFF RETURNS: UGA:** Mitchell 2-71. **SC:** Ellington 1-22.

**INTERCEPTION RETURNS: UGA:** None. **SC:** Holloman 1-0.

# The Last Time They Met in Athens

## Game 2

#12/12 South Carolina 45, Georgia 42

September 10, 2011  
Sanford Stadium  
Athens, Ga.  
92,746



**ATHENS, GA.**—Twelfth-ranked South Carolina gained an early advantage in the race to repeat as SEC Eastern Division champions with a thrilling 45-42 victory over Georgia.

The high-scoring contest went back and forth with seven lead changes, but the Gamecocks took the lead for good in the fourth quarter behind Marcus Lattimore. For the second straight year, Lattimore came up big against the Bulldogs, rushing for 176 yards and a touchdown on 24 carries. His 3-yard touchdown run with 3:28 remaining gave Carolina 38-35 lead it did not relinquish.

South Carolina (2-0, 1-0 SEC) built a 10-point lead after Lattimore's late touchdown when freshman defensive end Jadeveon Clowney sacked Georgia quarterback Aaron Murray for a 10-yard loss, knocking the ball loose at the Georgia 5. Defensive end Melvin Ingram picked up the fumble and ran it into the end zone to give the Gamecocks a 45-35 advantage.

The Bulldogs made things interesting with a quick score, as Murray connected with Tavarres King for a 33-yard touchdown pass with 2:15 left to trim Carolina's lead to 45-42, but Ingram recovered the ensuing onside kick to seal the win. The onside recovery was Ingram's third big play of the contest as he also had a 68-yard touchdown run on a fake punt to go along with his fumble recovery for a touchdown.

Georgia opened the scoring with two Blair Walsh first-quarter field goals.

Stephen Garcia scrambled out of the pocket and fired the ball to Alshon Jeffery in the corner of the end zone for a 34-yard touchdown to give the Gamecocks a 7-6 lead. Jeffery finished the game with five receptions for 85 yards and a touchdown, while Garcia completed 11-of-25 passes for 142 yards, one touchdown and two INTs.


After the Bulldogs regained a 13-7 lead, the Gamecocks quieted the crowd on the ensuing possession with some trickery on fourth down, lining up for a punt on their own 32-yard-line. The snap went directly to Ingram, who then rumbled down the sideline for a 68-yard score, as the Gamecocks went into halftime with a 14-13 lead.

The Bulldogs regained the lead in the third quarter. However, Georgia's momentum didn't last long, as South Carolina used a pair of huge defensive plays to build an eight-point lead. On the Bulldogs' next possession, Crowell fumbled at the South Carolina 39, and Stephon Gilmore scooped it up and weaved his way 56 yards to the Georgia 5. Two plays later, Garcia ran it in from 8 yards out, as the Gamecocks took a 21-20 lead.

The defense continued to come up big for the Gamecocks. On the ensuing possession, Antonio Allen stepped in front of a Murray pass and raced 25 yards for a score to give South Carolina a 28-20 lead.

The Bulldogs answered with a 19-yard touchdown pass from Murray to Michael Bennett and tied the game at 28 with a two-point conversion from Murray to King, but the Gamecocks regained the lead with a career-long 49-yard field goal by Wooten with 8:31 left.

Crowell then pushed Georgia back in front with a 15-yard run on the next possession, but Lattimore's 3-yard touchdown run at the 3:28 mark gave Carolina the lead for good.



South Carolina	0	14	14	17	45
Georgia	6	7	7	22	42

### Scoring Summary

1st	5:59	UGA	Walsh 37-yard field goal (6-50-2:23)	0-3
1st	3:09	UGA	Walsh 39-yard field goal (6-21-2:26)	0-6
2nd	6:41	SC	A. Jeffery 34-yard pass from Garcia (Wooten kick) (5-53-2:14)	7-6
2nd	2:53	UGA	Wooten 26-yard pass from Murray (Walsh (7-64-3:38)	7-13
2nd	2:03	SC	Ingram 68-yard run (Wooten kick) (4-71-0:44)	14-13
3rd	6:09	UGA	Crowell 17-yard pass from Murray (Walsh kick) (4-43-1:05)	14-20
3rd	2:39	SC	Garcia 8-yard run (Wooten kick) (2-5-0:52)	21-20
3rd	1:52	SC	Allen 25-yard interception return (Wooten kick)	28-20
4th	12:45	UGA	Bennett 19-yard pass from Murray (King pass from Murray) (9-88-4:02)	28-28
4th	8:31	SC	Wooten 49-yard field goal (10-49-4:14)	31-28
4th	6:28	UGA	Crowell 15-yard run (Walsh kick) 5-37-1:52)	31-35
4th	3:28	SC	Lattimore 3-yard run (Wooten kick) (6-79-2:55)	38-35
4th	3:12	SC	Ingram 5-yard fumble recover (Wooten kick)	45-35
4th	2:15	UGA	King 33-yard pass from Murray (Walsh kick) 4-62-0:52)	45-42

### Team Statistics

	SC	UGA
First Downs	15	23
Rushing	9	10
Passing	5	12
Penalty	1	1
Net Yards Rushing	253	188
Rushing Attempts	41	38
Net Yards Passing	142	248
Cmp.-Att.-Int.	11-26-2	19-29-1
Total Offense Yards	395	436
Total Offense Plays	67	67
Fumbles: No.-Lost	2-0	4-2
Penalties: No.-Yards	5-47	5-35
Punts-Yards	6-269	4-177
Avg. Yards Per Punt	44.8	44.2
Punt Returns: No.-Yards	1-5	2-32
Kickoff Returns: No.-Yards	3-62	7-184
Interceptions: No.-Yards	1-25	2-0
Possession Time	29:02	30:58
Third Down Conversions	4-14	5-12
Fourth Down Conversions	2-2	0-0
Red Zone Scores-Chances	2-2	4-5
Sacks By: No.-Yards	2-17	1-7
PAT Kicks	6-6	4-4
Field Goals	1-1	2-3

### Individual Statistics

**RUSHING: SC:** Lattimore 27-176; Ingram 1-68; Garcia 6-11; Carson 1-2; A. Sanders 1-0; Ellington 1-0; Team 4-(-4). **UGA:** Crowell 16-118; Samuel 11-43; Boykin 2-14; Murrah 6-11; King 1-3; Mitchell 1-1; Team 1-(-2).

**PASSING: SC:** Garcia 11-25-2-142; Team 0-1-0-0. **UGA:** Murray 19-29-1-248.

**RECEIVING: SC:** A. Jeffery 5-85; A. Sanders 3-43; Lattimore 2-8; Cunningham 1-6. **UGA:** Mitchell 5-52; Figgins 3-36; Bennett 3-24; Crowell 2-40; King 2-40; Brown 2-22; Wooten 1-26; Samuel 1-8.

**PUNT RETURNS: SC:** A. Sanders 1-5. **UGA:** Smith 2-32.

**KICKOFF RETURNS: SC:** Ellington 3-62. **UGA:** Boykin 7-184.

**INTERCEPTION RETURNS: SC:** Allen 1-25. **UGA:** Rambo 1-0; Boykin 1-0.

## South Carolina Depth Chart

### Offense

<b>WR</b>	1	Damiere Byrd	5-9	166	JR-2L	Sicklerville, N.J.
	4	Shaq Roland	6-1	190	SO-1L	Lexington, S.C.
	8	Shamier Jeffery	6-1	207	SO-SQ	St. Matthews, S.C.
<b>WR</b>	23	Bruce Ellington	5-9	196	JR-2L	Moncks Corner, S.C.
	80	K.J. Brent	6-4	188	SO-1L	Waxhaw, N.C.
	85	Kane Whitehurst	5-11	179	SO-SQ	Duluth, Ga.
<b>WR</b>	3	Nick Jones	5-7	174	JR-2L	Moore, S.C.
	11	Pharoh Cooper	5-11	184	FR-HS	Havelock, N.C.
	82	Kwinton Smith	6-4	212	FR-RS	Hamer, S.C.
<b>LT</b>	53	Corey Robinson	6-8	341	JR-1L	Havelock, N.C.
	74	Mason Zandi	6-9	293	FR-RS	Irmo, S.C.
<b>LG</b>	50	A.J. Cann	6-4	314	JR-2L	Bamberg, S.C.
	65	Brock Stadnik	6-5	286	FR-RS	Greensboro, N.C.
<b>C</b>	51	Cody Waldrop	6-2	319	FR-RS	Seffner, Fla.
	54	Clayton Stadnik	6-3	281	FR-RS	Greensboro, N.C.
	70	Alan Knott	6-4	272	FR-HS	Tyrone, Ga.
<b>RG</b>	67	Ronald Patrick	6-2	315	SR-2L	Cocoa, Fla.
	75	Will Sport	6-5	294	SO-1L	Milton, Fla.
<b>RT</b>	71	Brandon Shell	6-6	323	SO-1L	Goose Creek, S.C.
	78	Cody Gibson	6-7	286	JR-2L	Tallahassee, Fla.
<b>TE</b>	81	Rory Anderson	6-5	242	JR-2L	Powder Springs, Ga.
	89	Jerell Adams	6-6	237	SO-1L	Pinewood, S.C.
	88	Drew Owens	6-6	244	SO-SQ	Charlotte, N.C.
<b>QB</b>	14	Connor Shaw	6-1	209	SR-3L	Flowery Branch, Ga.
	17	Dylan Thompson	6-3	218	JR-2L	Boiling Springs, S.C.
	5	Brendan Nosovitch	6-1	220	FR-RS	Allentown, Pa.
<b>FB</b>	41	Connor McLaurin	6-0	237	JR-1L	Raleigh, N.C.
	31	Jordan Diaz	6-1	233	JR-SQ	Hamilton, N.J.
<b>TB</b>	28	Mike Davis	5-9	215	SO-1L	Lithonia, Ga.
	22	Brandon Wilds	6-2	223	SO-1L	Blythewood, S.C.
	7	Shon Carson	5-8	219	SO-SQ	Scranton, S.C.

### Defense

<b>DE</b>	90	Chaz Sutton	6-5	263	SR-3L	Savannah, Ga.
	34	Mason Harris	6-3	218	SO-1L	Fort Oglethorpe, Ga.
	44	Gerald Dixon	6-2	268	SO-SQ	Rock Hill, S.C.
<b>DT</b>	97	J.T. Surratt	6-2	307	JR-1L	Winston-Salem, N.C.
	92	Gerald Dixon Jr.	6-3	318	SO-1L	Rock Hill, S.C.
<b>DT</b>	99	Kelcy Quarles	6-4	298	JR-2L	Hodges, S.C.
	52	Phillip Dukes	6-3	315	SO-SQ	Manning, S.C.
	94	Kelcy Griffin	6-2	292	FR-HS	Buford, Ga.
<b>DE</b>	7	Jadeveon Clowney	6-6	274	JR-2L	Rock Hill, S.C.
	5	Darius English	6-6	226	FR-RS	Powder Springs, Ga.
<b>MLB</b>	8	Kaiwan Lewis	6-0	221	SO-1L	Mays Landing, N.J.
	11	T.J. Holloman	6-2	228	FR-RS	Stone Mountain, Ga.
	28	Jonathan Walton	6-0	234	FR-HS	Daphne, Ala.
<b>WLB</b>	21	Marcquis Roberts	6-1	225	SO-SQ	Powder Springs, Ga.
	10	Skai Moore	6-2	205	FR-HS	Cooper City, Fla.
	18	Cedrick Cooper	6-2	213	SO-1L	Lithonia, Ga.
<b>SPR</b>	9	Sharrod Golightly	5-10	195	JR-2L	Decatur, Ga.
	42	Jordan Diggs	6-0	214	FR-RS	Fort Myers, Fla.
<b>CB</b>	27	Victor Hampton	5-10	202	JR-2L	Darlington, S.C.
	4	Ahmad Christian	5-10	189	SO-1L	Jacksonville, Fla.
<b>SS</b>	20	T.J. Gurley	5-10	196	SO-1L	Cairo, Ga.
	6	Chris Moody	6-1	212	FR-RS	McDonough, Ga.
<b>FS</b>	12	Brisson Williams	5-11	218	JR-2L	Warner Robins, Ga.
	17	Chaz Elder	6-2	199	FR-RS	Union City, Ga.
<b>CB</b>	15	Jimmy Legree	6-0	187	SR-3L	Beaufort, S.C.
	3	Jamari Smith	5-10	183	FR-HS	Jacksonville, Fla.
	1	Rico McWilliams	5-11	187	FR-RS	Hampton, Ga.

### Specialists

<b>KO</b>	19	Landon Ard	5-9	172	SO-SQ	Rock Hill, S.C.
	29	Elliott Fry	6-0	150	FR-HS	Frisco, Texas
<b>PK</b>	29	Elliott Fry	6-0	150	FR-HS	Frisco, Texas
	19	Landon Ard	5-9	172	SO-SQ	Rock Hill, S.C.
<b>P</b>	13	Tyler Hull	6-2	206	JR-1L	Mount Airy, N.C.
	18	Patrick Fish	6-0	195	JR-SQ	Shelby, N.C.

<b>KR</b>	23	Bruce Ellington	5-9	196	JR-2L	Moncks Corner, S.C.
	27	Victor Hampton	5-10	202	JR-2L	Darlington, S.C.
<b>PR</b>	27	Victor Hampton	5-10	202	JR-2L	Darlington, S.C.
	23	Bruce Ellington	5-9	196	JR-2L	Moncks Corner, S.C.
<b>SSN</b>	58	Ryland Culbertson	6-4	265	JR-SQ	Laurens, S.C.
<b>LSN</b>	47	Drew Williams	6-2	190	FR-HS	Irmo, S.C.
<b>H</b>	18	Patrick Fish	6-0	195	JR-SQ	Shelby, N.C.
	5	Brendan Nosovitch	6-1	220	FR-RS	Allentown, Pa.

# South Carolina 2013 Numerical Roster

No.	Name	Pos.	Ht.	Wt.	Yr.	Exp.	Hometown (High/Last School)
1	Damiere Byrd	WR	5-9	166	JR	2L	Sicklerville, N.J. (Timber Creek)
1	Rico McWilliams	CB	5-11	187	FR	RS	Hampton, Ga. (Lovejoy)
3	Nick Jones	WR	5-7	174	JR	2L	Moore, S.C. (Byrnes)
3	Jamari Smith	CB	5-10	183	FR	HS	Jacksonville, Fla. (Fletcher)
4	Ahmad Christian	CB	5-10	189	SO	1L	Jacksonville, Fla. (Trinity Christian)
4	Shaq Roland	WR	6-1	190	SO	1L	Lexington, S.C. (Lexington)
5	Brendan Nosovitch	QB	6-1	220	FR	RS	Allentown, Pa. (Central Catholic)
5	Darius English	DE	6-6	226	FR	RS	Powder Springs, Ga. (McEachern)
6	Chris Moody	FS	6-1	212	FR	RS	McDonough, Ga. (Henry County)
6	Connor Mitch	QB	6-3	227	FR	HS	Raleigh, N.C. (Wakefield)
7	Jadeveon Clowney	DE	6-6	274	JR	2L	Rock Hill, S.C. (South Pointe)
7	Shon Carson	TB	5-8	219	SO	SQ	Scranton, S.C. (Lake City)
8	Shamier Jeffery	WR	6-1	207	SO	SQ	St. Matthews, S.C. (Calhoun County)
8	Kaiwan Lewis	LB	6-0	221	SO	1L	Mays Landing, N.J. (St. Joseph)
9	Sharrod Golightly	SPR	5-10	195	JR	2L	Decatur, Ga. (Southwest DeKalb)
10	Skai Moore	LB	6-2	205	FR	HS	Cooper City, Fla. (University)
10	Perry Orth	QB	6-1	212	FR	RS	Ponte Vedra, Fla. (Ponte Vedra) Florida State College)
11	T.J. Holloman	LB	6-2	228	FR	RS	Stone Mountain, Ga. (St. Pius X)
11	Pharoh Cooper	WR	5-11	184	FR	HS	Havelock, N.C. (Havelock)
12	Brisson Williams	SS	5-11	218	JR	2L	Warner Robins, Ga. (Northside/Fork Union)
13	Tyler Hull	P	6-2	206	JR	1L	Mount Airy, N.C. (Mount Airy/Guilford)
13	Grant Davitte	QB	6-3	190	FR	HS	Columbia, S.C. (Irmo)
14	Connor Shaw	QB	6-1	209	SR	3L	Flowery Branch, Ga. (Flowery Branch)
14	Ali Groves	CB	5-10	184	FR	HS	Stone Mountain, Ga. (Stephenson)
15	Jimmy Legree	CB	6-0	187	SR	3L	Beaufort, S.C. (Beaufort)
15	Austin Hails	QB	6-2	214	SO	SQ	Collinsville, Ill. (Collinsville)
16	Kelvin Rainey	TE	6-3	233	FR	RS	Yulee, Fla. (Yulee)
16	Nick St. Germain	PK	5-9	175	FR	RS	Powder Springs, Ga. (McEachern)
17	Dylan Thompson	QB	6-3	218	JR	2L	Boiling Springs, S.C. (Boiling Springs)
17	Chaz Elder	SS	6-2	199	FR	RS	Union City, Ga. (Banneker)
18	Cedrick Cooper	LB	6-2	213	SO	1L	Lithonia, Ga. (Lithonia)
18	Patrick Fish	P	6-0	195	JR	SQ	Shelby, N.C. (Burns)
19	Jody Fuller	WR	5-11	217	FR	RS	Charlotte, N.C. (Sun Valley)
19	Kyle Fleetwood	SS	5-11	216	FR	RS	Stone Mountain, Ga. (Stephenson)
19	Landon Ard	PK	5-9	172	SO	SQ	Rock Hill, S.C. (South Pointe)
20	T.J. Gurley	FS	5-10	196	SO	1L	Cairo, Ga. (Cairo)
21	Marcquis Roberts	LB	6-1	225	SO	SQ	Powder Springs, Ga. (McEachern)
21	Andrew Bunch	WR	5-11	185	FR	TR	Mt. Pleasant, S.C. (Bishop England/Presbyterian)
22	Brandon Wilds	TB	6-2	223	SO	1L	Blythewood, S.C. (Blythewood)
23	Bruce Ellington	WR	5-9	196	JR	2L	Moncks Corner, S.C. (Berkeley)
24	Ronnie Martin	CB	5-11	179	JR	JC	Spartanburg, S.C. (Spartanburg/Georgia Military)
24	Kendric Salley	TB	5-9	220	FR	RS	Williston, S.C. (Williston-Elko)
25	Kadatrix Marcus	FS	6-1	195	JR	1L	Stone Mountain, Ga. (Stephenson)
26	Jasper Sasser	S	6-0	192	FR	HS	Jacksonville, Fla. (Wolfson)
27	Victor Hampton	CB	5-10	202	JR	2L	Darlington, S.C. (Darlington)
28	Mike Davis	TB	5-9	215	SO	1L	Lithonia, Ga. (Stephenson)
28	Jonathan Walton	LB	6-0	234	FR	HS	Daphne, Ala. (Bayside Academy)
29	Elliott Fry	P/K	6-0	150	FR	HS	Frisco, Texas (Prince of Peace Christian)
30	Sidney Rhodes	CB	5-10	167	JR	1L	Easley, S.C. (Wren/Western Carolina)
31	Jordan Diaz	FB	6-1	233	JR	SQ	Hamilton, N.J. (Hamilton West/Mercer Co. C.C.)
31	Mohamed Camara	SPR	6-1	181	FR	HS	Cumming, Ga. (Forsyth)
32	Larenz Bryant	LB	6-0	215	FR	HS	Charlotte, N.C. (Vance)

No.	Name	Pos.	Ht.	Wt.	Yr.	Exp.	Hometown (High/Last School)
33	Gerald Turner	DE	6-2	256	FR	HS	Goose Creek, S.C. (Goose Creek)
33	David Williams	TB	6-1	200	FR	HS	Philadelphia, Pa. (Imhotep Charter)
34	Mason Harris	DE	6-3	218	SO	1L	Fort Oglethorpe, Ga. (Ridgeland)
35	Jeff Homad	TE	6-2	220	JR	SQ	Hilton Head Island, S.C. (Hilton Head Island/UNC Pembroke)
39	Maxwell Huggins	P/K	6-1	185	FR	HS	Myrtle Beach, S.C. (Myrtle Beach)
40	Andrew Komornik	P	6-5	225	FR	HS	Fort Mill, S.C. (Nations Ford)
41	Connor McLaurin	FB	6-0	237	JR	1L	Raleigh, N.C. (Garner)
41	Kyle Morini	LB	5-10	212	JR	TR	Lexington, S.C. (White Knoll/Gray Military)
42	Jordan Diggs	SPR	6-0	214	FR	RS	Fort Myers, Fla. (Island Coast)
43	Garrison Gist	FB	5-10	255	SO	HS	Rock Hill, S.C. (Northwestern)
43	James King	LB	6-0	235	SO	TR	Goose Creek, S.C. (Goose Creek/Benedict)
44	Gerald Dixon	DE	6-2	268	SO	SQ	Rock Hill, S.C. (South Pointe)
45	Brandon Sturdivant	FB	6-2	212	FR	RS	Fort Mill, S.C. (Nation Ford)
46	Mallie Sprouse	P	6-0	195	FR	HS	Bluffton, S.C. (Bluffton)
47	Drew Williams	LS	6-2	190	FR	HS	Irmo, S.C. (Dutch Fork)
48	Caleb Kelly	PK	6-0	184	FR	HS	Cayce, S.C. (Brookland-Cayce)
49	Devin Potter	TB	5-10	200	FR	RS	Granite Falls, N.C. (South Caldwell)
49	Garrett Shank	S	6-0	171	FR	HS	Marietta, Ga. (Lassiter)
50	A.J. Cann	OG	6-4	314	JR	2L	Bamberg, S.C. (Bamberg-Ehrhardt)
51	Cody Waldrop	OC	6-2	319	FR	RS	Seffner, Fla. (Armwood)
51	Devin Washington	DE	6-3	225	FR	HS	Orlando, Fla. (Jones)
52	Phillip Dukes	DT	6-3	315	SO	SQ	Manning, S.C. (Manning)
52	Bryce King	OG	6-3	281	FR	HS	Dillon, S.C. (Dillon)
53	Corey Robinson	OT	6-8	341	JR	1L	Havelock, N.C. (Havelock)
54	Clayton Stadnik	OC	6-3	281	FR	RS	Greensboro, N.C. (Western Guilford)
55	David Johnson	LB	6-1	268	FR	HS	Lithonia, Ga. (Lithonia)
55	Na'Ty Rodgers	OT	6-5	296	FR	HS	Waldorf, Md. (McDonough)
57	Cedrick Malone	SPR	6-0	201	FR	TR	Camden, S.C. (Camden/Coastal Carolina)
58	Ryland Culbertson	LS	6-4	265	JR	SQ	Laurens, S.C. (Laurens Academy)
59	Coleman Harley	LS	6-1	264	SO	SQ	Aiken, S.C. (South Aiken)
65	Brock Stadnik	OG	6-5	286	FR	RS	Greensboro, N.C. (Western Guilford)
67	Ronald Patrick	OG	6-2	315	SR	2L	Cocoa, Fla. (Cocoa)
69	D.J. Park	OT	6-4	334	FR	HS	Dillon, S.C. (Dillon)
70	Alan Knott	OC	6-4	272	FR	HS	Tyrone, Ga. (Sandy Creek)
71	Brandon Shell	OT	6-6	323	SO	1L	Goose Creek, S.C. (Goose Creek)
73	J.P. Vonashek	OT	6-6	283	FR	HS	Saint Marys, Ga. (Camden County)
74	Mason Zandi	OT	6-9	293	FR	HS	Irmo, S.C. (Chapin)
75	Will Sport	OG	6-5	294	SO	1L	Milton, Fla. (Pace)
76	Mike Matulis	OT	6-5	266	JR	2L	Boynton Beach, Fla. (Park Vista)
78	Cody Gibson	OT	6-7	286	JR	2L	Tallahassee, Fla. (Lincoln)
80	K.J. Brent	WR	6-4	188	SO	1L	Waxhaw, N.C. (Marvin Ridge)
81	Rory Anderson	TE	6-5	242	JR	2L	Powder Springs, Ga. (McEachern)
82	Kwinton Smith	WR	6-4	212	FR	RS	Hamer, S.C. (Dillon)
83	Carlton Heard	WR	6-0	178	SO	TR	Athens, Ga. (Clarke Central/Gardner-Webb)
84	Matthew Harvey	WR	6-8	225	SO	HS	Rock Hill, S.C. (Rock Hill)
85	Kane Whitehurst	WR	5-11	179	SO	SQ	Duluth, Ga. (Chattahoochee/Arkansas)
86	David Wilkins	WR	6-1	182	SR	SQ	Cowpens, S.C. (Broome)
87	Drake Thomason	WR	6-1	205	JR	RS	Greenville, S.C. (Eastside)
88	Drew Owens	TE	6-6	244	SO	SQ	Charlotte, N.C. (Ardrey Kell)
89	Jerell Adams	TE	6-6	237	SO	1L	Pinewood, S.C. (Scott's Branch/Fork Union)
90	Chaz Sutton	DE	6-5	263	SR	3L	Savannah, Ga. (Jenkins/Fork Union)
92	Gerald Dixon Jr.	DT	6-3	318	SO	1L	Rock Hill, S.C. (Northwestern)
93	Deon Green	DT	6-4	287	SO	SQ	Windermere, Fla. (Olympia)
94	Kelsey Griffin	DT	6-2	292	FR	HS	Buford, Ga. (Mill Creek)
95	Michael Washington	DE	6-3	243	SO	SQ	Allendale, S.C. (Allendale-Fairfax/S.C. State)
97	J.T. Surratt	DT	6-2	307	JR	1L	Winston-Salem, N.C. (Parkland)
99	Kelcy Quarles	DT	6-4	298	JR	2L	Hodges, S.C. (Greenwood/Fork Union)

# South Carolina 2013 Alphabetical Roster

No.	Name	Pos.	Ht.	Wt.	Yr.	Exp	Hometown (High/Last School)
89	Jerell Adams	TE	6-6	237	SO	1L	Pinewood, S.C. (Scott's Branch/Fork Union)
81	Rory Anderson	TE	6-5	242	JR	2L	Powder Springs, Ga. (McEachern)
19	Landon Ard	PK	5-9	172	SO	SQ	Rock Hill, S.C. (South Pointe)
80	K.J. Brent	WR	6-4	188	SO	1L	Waxhaw, N.C. (Marvin Ridge)
32	Larenz Bryant	LB	6-0	215	FR	HS	Charlotte, N.C. (Vance)
21	Andrew Bunch	WR	5-11	185	FR	TR	Mt. Pleasant, S.C. (Bishop England/Presbyterian)
1	Damire Byrd	WR	5-9	166	JR	2L	Sicklerville, N.J. (Timber Creek)
31	Mohamed Camara	SPR	6-1	181	FR	HS	Cumming, Ga. (Forsyth)
50	A.J. Cann	OG	6-4	314	JR	2L	Bamberg, S.C. (Bamberg-Ehrhardt)
7	Shon Carson	TB	5-8	219	SO	SQ	Scranton, S.C. (Lake City)
4	Ahmad Christian	CB	5-10	189	SO	1L	Jacksonville, Fla. (Trinity Christian)
7	Jadeveon Clowney	DE	6-6	274	JR	2L	Rock Hill, S.C. (South Pointe)
18	Cedrick Cooper	LB	6-2	213	SO	1L	Lithonia, Ga. (Lithonia)
11	Pharoh Cooper	WR	5-11	184	FR	HS	Havelock, N.C. (Havelock)
58	Ryland Culbertson	LS	6-4	265	JR	SQ	Laurens, S.C. (Laurens Academy)
28	Mike Davis	TB	5-9	215	SO	1L	Lithonia, Ga. (Stephenson)
13	Grant Davitte	QB	6-3	190	FR	HS	Columbia, S.C. (Irmo)
31	Jordan Diaz	FB	6-1	233	JR	SQ	Hamilton, N.J. (Hamilton West/Mercer Co. C.C.)
42	Jordan Diggs	SPR	6-0	214	FR	RS	Fort Myers, Fla. (Island Coast)
44	Gerald Dixon	DE	6-2	268	SO	SQ	Rock Hill, S.C. (South Pointe)
92	Gerald Dixon Jr.	DT	6-3	318	SO	1L	Rock Hill, S.C. (Northwestern)
52	Phillip Dukes	DT	6-3	315	SO	SQ	Manning, S.C. (Manning)
17	Chaz Elder	SS	6-2	199	FR	RS	Union City, Ga. (Banneker)
23	Bruce Ellington	WR	5-9	196	JR	2L	Moncks Corner, S.C. (Berkeley)
5	Darius English	DE	6-6	226	FR	RS	Powder Springs, Ga. (McEachern)
18	Patrick Fish	P	6-0	195	JR	SQ	Shelby, N.C. (Burns)
19	Kyle Fleetwood	SS	5-11	216	FR	RS	Stone Mountain, Ga. (Stephenson)
29	Elliott Fry	P/K	6-0	150	FR	HS	Frisco, Texas (Prince of Peace Christian)
19	Jody Fuller	WR	5-11	217	FR	RS	Charlotte, N.C. (Sun Valley)
78	Cody Gibson	OT	6-7	286	JR	2L	Tallahassee, Fla. (Lincoln)
43	Garrison Gist	FB	5-10	255	SO	HS	Rock Hill, S.C. (Northwestern)
9	Sharrod Golightly	SPR	5-10	195	JR	2L	Decatur, Ga. (Southwest DeKalb)
93	Deon Green	DT	6-4	287	SO	SQ	Windermere, Fla. (Olympia)
94	Kelsey Griffin	DT	6-2	292	FR	HS	Buford, Ga. (Mill Creek)
14	Ali Groves	CB	5-10	184	FR	HS	Stone Mountain, Ga. (Stephenson)
20	T.J. Gurley	FS	5-10	196	SO	1L	Cairo, Ga. (Cairo)
15	Austin Hails	QB	6-2	214	SO	SQ	Collinsville, Ill. (Collinsville)
27	Victor Hampton	CB	5-10	202	JR	2L	Darlington, S.C. (Darlington)
59	Coleman Harley	LS	6-1	264	SO	SQ	Aiken, S.C. (South Aiken)
34	Mason Harris	DE	6-3	218	SO	1L	Fort Oglethorpe, Ga. (Ridgeland)
84	Matthew Harvey	WR	6-8	225	SO	HS	Rock Hill, S.C. (Rock Hill)
83	Carlton Heard	WR	6-0	178	SO	TR	Athens, Ga. (Clarke Central/Gardner-Webb)
11	T.J. Holloman	LB	6-2	228	FR	RS	Stone Mountain, Ga. (St. Pius X)
35	Jeff Homad	TE	6-2	220	JR	SQ	Hilton Head Island, S.C. (Hilton Head Island/UNC Pembroke)
39	Max Huggins	P/K	6-1	185	FR	HS	Myrtle Beach, S.C. (Myrtle Beach)
13	Tyler Hull	P	6-2	206	JR	1L	Mount Airy, N.C. (Mount Airy/Guilford)
8	Shamier Jeffery	WR	6-1	207	SO	SQ	St. Matthews, S.C. (Calhoun County)
55	David Johnson	LB	6-1	268	FR	HS	Lithonia, Ga. (Lithonia)
3	Nick Jones	WR	5-7	174	JR	2L	Moore, S.C. (Byrnes)
48	Caleb Kelly	PK	6-0	184	FR	HS	Cayce, S.C. (Brookland-Cayce)
52	Bryce King	OG	6-3	281	FR	HS	Dillon, S.C. (Dillon)
43	James King	LB	6-0	235	SO	TR	Goose Creek, S.C. (Goose Creek/Benedict)
70	Alan Knott	OC	6-4	272	FR	HS	Tyrone, Ga. (Sandy Creek)
40	Andrew Komornik	P	6-5	225	FR	HS	Fort Mill, S.C. (Nations Ford)
15	Jimmy Legree	CB	6-0	187	SR	3L	Beaufort, S.C. (Beaufort)

No.	Name	Pos.	Ht.	Wt.	Yr.	Exp	Hometown (High/Last School)
8	Kaiwan Lewis	LB	6-0	221	SO	1L	Mays Landing, N.J. (St. Joseph)
57	Cedrick Malone	SPR	6-0	201	FR	TR	Camden, S.C. (Camden/Coastal Carolina)
25	Kadetrax Marcus	FS	6-1	195	JR	1L	Stone Mountain, Ga. (Stephenson)
24	Ronnie Martin	CB	5-11	179	JR	JC	Spartanburg, S.C. (Spartanburg/Georgia Military)
76	Mike Matulis	OT	6-5	266	JR	2L	Boynton Beach, Fla. (Park Vista)
41	Connor McLaurin	FB	6-0	237	JR	1L	Raleigh, N.C. (Garner)
1	Rico McWilliams	CB	5-11	187	FR	RS	Hampton, Ga. (Lovejoy)
6	Connor Mitch	QB	6-3	227	FR	HS	Raleigh, N.C. (Wakefield)
6	Chris Moody	FS	6-1	212	FR	RS	McDonough, Ga. (Henry County)
10	Skai Moore	LB	6-2	205	FR	HS	Cooper City, Fla. (University)
41	Kyle Morini	LB	5-10	212	JR	TR	Lexington, S.C. (White Knoll/Gray Military)
5	Brendan Nosovitch	QB	6-1	220	FR	RS	Allentown, Pa. (Central Catholic)
10	Perry Orth	QB	6-1	212	FR	RS	Ponte Vedra, Fla. (Ponte Vedra/ Florida State College)
88	Drew Owens	TE	6-6	244	SO	SQ	Charlotte, N.C. (Ardrey Kell)
69	D.J. Park	OT	6-4	334	FR	HS	Dillon, S.C. (Dillon)
67	Ronald Patrick	OG	6-2	315	SR	2L	Cocoa, Fla. (Cocoa)
49	Devin Potter	TB	5-10	200	FR	RS	Granite Falls, N.C. (South Caldwell)
99	Kelcy Quarles	DT	6-4	298	JR	2L	Hodges, S.C. (Greenwood/Fork Union)
16	Kelvin Rainey	TE	6-3	233	FR	RS	Yulee, Fla. (Yulee)
30	Sidney Rhodes	CB	5-10	167	JR	1L	Easley, S.C. (Wren/Western Carolina)
21	Marcquis Roberts	LB	6-1	225	SO	SQ	Powder Springs, Ga. (McEachern)
53	Corey Robinson	OT	6-8	341	JR	1L	Havelock, N.C. (Havelock)
55	Na'Ty Rodgers	OT	6-5	296	FR	HS	Waldorf, Md. (McDonough)
4	Shaq Roland	WR	6-1	190	SO	1L	Lexington, S.C. (Lexington)
24	Kendric Salley	TB	5-9	220	FR	RS	Williston, S.C. (Williston-Elko)
26	Jasper Sasser	S	6-0	192	FR	HS	Jacksonville, Fla. (Wolfson)
49	Garrett Shank	S	6-0	171	FR	HS	Marietta, Ga. (Lassiter)
14	Connor Shaw	QB	6-1	209	SR	3L	Flowery Branch, Ga. (Flowery Branch)
71	Brandon Shell	OT	6-6	323	SO	1L	Goose Creek, S.C. (Goose Creek)
3	Jamari Smith	CB	5-10	183	FR	HS	Jacksonville, Fla. (Fletcher)
82	Kwinton Smith	WR	6-4	212	FR	RS	Hamer, S.C. (Dillon)
75	Will Sport	OG	6-5	294	SO	1L	Milton, Fla. (Pace)
46	Mallie Sprouse	P	6-0	195	FR	HS	Bluffton, S.C. (Bluffton)
65	Brock Stadnik	OG	6-5	286	FR	RS	Greensboro, N.C. (Western Guilford)
54	Clayton Stadnik	OC	6-3	281	FR	RS	Greensboro, N.C. (Western Guilford)
16	Nick St. Germain	PK	5-9	175	FR	RS	Powder Springs, Ga. (McEachern)
45	Brandon Sturdivant	FB	6-2	212	FR	RS	Fort Mill, S.C. (Nation Ford)
97	J.T. Surratt	DT	6-2	307	JR	1L	Winston-Salem, N.C. (Parkland)
90	Chaz Sutton	DE	6-5	263	SR	3L	Savannah, Ga. (Jenkins/Fork Union)
87	Drake Thomason	WR	6-1	205	JR	RS	Greenville, S.C. (Eastside)
17	Dylan Thompson	QB	6-3	218	JR	2L	Boiling Springs, S.C. (Boiling Springs)
33	Gerald Turner	DE	6-2	256	FR	HS	Goose Creek, S.C. (Goose Creek)
73	J.P. Vonashek	OT	6-6	283	FR	HS	Saint Marys, Ga. (Camden County)
51	Cody Waldrop	OC	6-2	319	FR	RS	Seffner, Fla. (Armwood)
28	Jonathan Walton	LB	6-0	234	FR	HS	Daphne, Ala. (Bayside Academy)
51	Devin Washington	DE	6-3	225	FR	HS	Orlando, Fla. (Jones)
95	Michael Washington	DE	6-3	243	SO	SQ	Allendale, S.C. (Allendale-Fairfax/S.C. State)
85	Kane Whitehurst	WR	5-11	179	SO	SQ	Duluth, Ga. (Chattahoochee/Arkansas)
22	Brandon Wilds	TB	6-2	223	SO	1L	Blythewood, S.C. (Blythewood)
86	David Wilkins	WR	6-1	182	SR	SQ	Cowpens, S.C. (Broome)
12	Brisson Williams	SS	5-11	218	JR	2L	Warner Robins, Ga. (Northside/Fork Union)
33	David Williams	TB	6-1	200	FR	HS	Philadelphia, Pa. (Imhotep Charter)
47	Drew Williams	LS	6-2	190	FR	HS	Irmo, S.C. (Dutch Fork)
74	Mason Zandi	OT	6-9	293	FR	RS	Irmo, S.C. (Chapin)



# WILLIAMS-BRICE STADIUM



## STEVE SPURRIER

### HEAD COACH

### NINTH YEAR AT SOUTH CAROLINA



#### THE SPURRIER FILE



#### PERSONAL

**Full Name:** Stephen Orr Spurrier

**Hometown:** Johnson City, Tenn.

**Wife:** Jerri

**Children:** Lisa, Amy, Steve Jr., Scott

**College:** Florida (1967)

#### COACHING EXPERIENCE

**2005-13** South Carolina Head Coach

**2002-03** Washington Head Coach (NFL)

**1990-01** Florida Head Coach

**1987-89** Duke Head Coach

**1983-85** Tampa Bay Head Coach (USFL)

**1980-82** Duke Assistant Coach

**1979** Georgia Tech Assistant Coach

**1978** Florida Assistant Coach

#### BOWL EXPERIENCE

**2013** Outback Bowl

**2012** Capital One Bowl

**2010** Chick-fil-A Bowl

**2010** Papajohns.com Bowl

**2009** Outback Bowl

**2006** Liberty Bowl

**2005** Independence Bowl

**2002** Orange Bowl

**2001** Sugar Bowl

**2000** Citrus Bowl

**1999** Orange Bowl

**1998** Citrus Bowl

**1997** Sugar Bowl

**1996** Fiesta Bowl

**1995** Sugar Bowl

**1994** Sugar Bowl

**1992** Gator Bowl

**1992** Sugar Bowl

**1989** All-American Bowl

Steve Spurrier, who has coached a national championship team, won seven Southeastern Conference titles, garnered nine conference Coach of the Year awards, and won 73 percent of the college games in which he has coached, is in his ninth season as head coach at the University of South Carolina. Spurrier was introduced as Carolina's 32nd head coach on Nov. 23, 2004.

Coach Spurrier has compiled a 209-77-2 (.729) won-loss record in 24 seasons as a major college head coach, including a 67-37 mark (.644) at Carolina. He became the 71st collegiate coach (all divisions) and the 22nd in Division I to record 200 career victories when he defeated UAB on Sept. 15, 2012 and logged his 250th all-time coaching win against Georgia on October 6, 2012.

Coach Spurrier surpassed Rex Enright's school record for wins when he logged number 65 at Clemson in the 2012 season finale. In doing so, he joined the great Bear Bryant as the only coaches to boast the most coaching victories at two different SEC schools.

He led the Duke Blue Devils to the 1989 Atlantic Coast Conference championship before returning to his alma mater, the University of Florida, as head coach in 1990. During his 12 seasons with the Gators, Spurrier's teams won seven Southeastern Conference championships, one national title and finished ranked in the nation's top 10 nine times. His record at Florida was an amazing 122-27-1 (.817). Spurrier, who won the 1966 Heisman Trophy as a quarterback for the Gators, was also head coach of the NFL's Washington Redskins (2002-03). He returned to the college ranks in 2005 after a one-year absence from the sidelines.

In his first season at South Carolina, Coach Spurrier led the Gamecocks to a 7-5 record and a second-place finish in the SEC Eastern Division. In doing so, he posted a five-game winning streak, the 15th-consecutive year in which he has had a five-game winning streak, something no other coach in college history has accomplished. He was honored as the SEC Coach of the Year by the Associated Press after leading the Gamecocks to a school-record five straight SEC wins, their first win ever at Tennessee and their first win over Florida since the 1930s.

He came back with an 8-5 record in 2006, just the ninth time in school history that the Gamecocks posted eight or more wins in a season. The season was capped with a Liberty Bowl win over C-USA champion Houston.

In his third season with the Garnet & Black, Spurrier's squad raced out to a 6-1 record and moved as high as No. 6 in the BCS rankings, before finishing the campaign with a 6-6 record. With 21 wins, he set the Carolina record for coaching victories after three seasons at the helm.

With a 7-6 record in 2008, Carolina returned to a New Year's Day bowl game for the first time since the 2001 season. The Gamecocks followed that up with another 7-6 record in 2009, their sixth-consecutive non-losing season, the longest stretch in school history since 1928-34. The 2009 season included a win over No. 4 Ole Miss, only the second time in school history

that Carolina had defeated a top-five team.

His 2010 Gamecock squad posted several milestones en route to a 9-5 season, the biggest of which was the school's first SEC Eastern Division title and first appearance in the SEC Championship. The Gamecocks also defeated the nation's No. 1 team, Alabama, for the first time in school history, and finished the season ranked 22nd in both major national polls. He was named SEC Coach of the Year for the seventh time, his ninth overall Coach of the Year honor.

The Gamecocks continued to make history in 2011, winning a school record 11 games and finishing in the top-10 in the final A.P. poll for the first time. The squad also won a school-record six SEC games and defeated each of their Eastern Division rivals in the same season for the first time. Carolina capped the regular season with a win over Clemson, its third-straight over its Palmetto State rival, the first time that has been accomplished since 1968-70, then defeated Nebraska in the Capital One Bowl by a convincing 30-13 margin.

The 2012 season was another success, as the Gamecocks rolled up a school-record 11 wins for the second-straight season and logged double-digits in wins for just the third time in school history, capped off by a 33-28 win over Michigan in the Outback Bowl. They defeated four teams that finished among the nation's top 25 in Georgia, Clemson, Vanderbilt and Michigan. The Gamecocks defeated in-state rival Clemson for a fourth-straight year, the first time that had been accomplished since the 1950s.

#### COACH OF THE YEAR

**2010** South Carolina

**2005** South Carolina

**1996** Florida

**1995** Florida

**1994** Florida

**1991** Florida

**1990** Florida

**1989** Duke

**1988** Duke

#### Versus Georgia (15-5)

Date	Score	Date	Score
11/10/90	W, 38-7	10/28/00	W, 34-23
11/09/91	W, 45-13	10/27/01	W, 24-10
10/31/92	W, 26-24	09/10/05	L, 15-17
10/30/93	W, 33-26	09/09/06	L, 0-18
10/29/94	W, 52-14	09/08/07	W, 16-12
10/28/95	W, 52-17	09/13/08	L, 7-14
11/02/96	W, 47-7	09/12/09	L, 37-41
11/01/97	L, 17-37	09/11/10	W, 17-6
10/31/98	W, 38-7	09/10/11	W, 45-42
10/30/99	W, 30-14	10/06/12	W, 35-7

#### Did You Know...

Steve Spurrier is one of only four coaches to record 100 or more wins as an SEC coach against SEC competition (he also has three wins against SEC teams while coaching at Duke). Only Bear Bryant (159) has won more SEC conference games than Coach Spurrier's 122. Spurrier passed John Vaught (106) and Vince Dooley (105) during the 2010 campaign.

## Head Coach Steve Spurrier

Year	School/ Organization	Overall Record	League/ Conference	Conference Record/Finish	Postseason/ Bowl	Final AP Poll	Final Coaches' Poll
1983	Tampa Bay	11-7	USFL	3rd, Central Division	n/a	n/a	
1984	Tampa Bay	14-5	USFL	2nd, Southern Division	1st Round	n/a	
1985	Tampa Bay	10-9	USFL	5th, Eastern Conference	1st Round	n/a	
1987	Duke	5-6	ACC	2-5/7th	—	—	—
1988	Duke	7-3-1	ACC	3-3-1/6th	—	—	—
1989	Duke	8-4	ACC	6-1/1st	All-American	—	—
1990	Florida	9-2	SEC	6-1/1st	None	13	13
1991	Florida	10-2	SEC	7-0/1st	Sugar	7	8
1992	Florida	9-4	SEC	6-2/1st in East*	Gator	10	11
1993	Florida	11-2	SEC	7-1/1st*	Sugar	5	4
1994	Florida	10-2-1	SEC	7-1/1st*	Sugar	7	7
1995	Florida	12-1	SEC	8-0/1st*	Fiesta	2	3
1996	Florida	12-1	SEC	8-0/1st*	Sugar	1	1
1997	Florida	10-2	SEC	6-2/tied 2nd in East	Citrus	4	6
1998	Florida	10-2	SEC	7-1/2nd in East	Orange	5	6
1999	Florida	9-4	SEC	7-1/1st in East*	Citrus	12	14
2000	Florida	10-3	SEC	7-1/1st*	Sugar	10	11
2001	Florida	10-2	SEC	6-2/2nd in East	Orange	3	3
2002	Washington	7-9	NFL	3rd, NFC East	n/a	n/a	
2003	Washington	5-11	NFL	3rd, NFC East	n/a	n/a	
2005	South Carolina	7-5	SEC	5-3/tied 2nd in East	Independence	—	—
2006	South Carolina	8-5	SEC	3-5/5th in East	Liberty	—	—
2007	South Carolina	6-6	SEC	3-5/tied 4th in East	—	—	—
2008	South Carolina	7-6	SEC	4-4/tied 3rd in East	Outback	—	—
2009	South Carolina	7-6	SEC	3-5/tied 4th in East	Papajohns.com	—	—
2010	South Carolina	9-5	SEC	5-3/1st in East*	Chick-fil-A	22	22
2011	South Carolina	11-2	SEC	6-2/2nd in East	Capital One	9	8
2012	South Carolina	11-2	SEC	6-2/3rd in East	Outback	8	7
2013	South Carolina	1-0	SEC	0-0			

\*Appeared in SEC Championship Game

COACHING RECORDS	Overall Record (Pct.)	Conference Record^ (Pct.)	Years
Overall Record (Pro and College)	256-118-2 (.684)	---	29 years
College Record	209-77-2 (.729)	128-50-1 (.718)	24 years
Pro Record	47-41-0 (.534)	---	5 years
SEC Record	189-64-1 (.746)	117-41-0 (.741)	20 years
Florida Record	122-27-1 (.817)	82-12-0 (.872)	12 years
Duke Record	20-13-1 (.603)	11-9-1 (.548)	3 years
South Carolina Record	67-37-0 (.644)	35-29-0 (.547)	8 years
USFL Record#	35-21-0 (.625)	---	3 years
NFL Record	12-20-0 (.375)	---	2 years

#Includes 2 playoff losses; ^Regular season only; 5-3 in SEC Championship Games

### Carolina Coaching Highs

#### Most Games at Carolina

No.	Coach	Games
1.	Rex Enright	140
2.	<b>Steve Spurrier</b>	<b>104</b>
3.	Paul Dietzel	96
4.	Jim Carlen	82
5.	Billy Laval	71
6.	Lou Holtz	70
7.	Joe Morrison	69
8.	Brad Scott	56
9.	Sparky Woods	55
10.	Warren Giese	50
	Marvin Bass	50

#### Most Wins at Carolina

No.	Coach	Wins
1.	<b>Steve Spurrier</b>	<b>67</b>
2.	Rex Enright	64
3.	Jim Carlen	45
4.	Paul Dietzel	42
5.	Billy Laval	39
	Joe Morrison	39
7.	Lou Holtz	33
8.	Warren Giese	28
9.	Sol Metzger	26
10.	Sparky Woods	24

### FBS Active Coaching Leaders

#### By Wins

No.	Coach	Wins
1.	Frank Beamer	258
2.	Mack Brown	236
3.	<b>Steve Spurrier</b>	<b>209</b>
4.	Brian Kelly	200
5.	Dennis Franchione	198
6.	Bill Snyder	170
	Larry Blakeney	170
8.	Gary Pinkel	164
9.	Nick Saban	155
10.	Paul Pasqualoni	151
11.	Bob Stoops	150
12.	Paul Johnson	149

#### By Percentage

No.	Coach	Rec.	Pct.
1.	Chris Petersen	84-9	.903
2.	Urban Meyer	117-23	.836
3.	Bobby Stoops	150-37	.802
4.	Gary Patterson	116-37	.758
5.	Brian Kelly	200-67-2	.747
6.	Bobby Petrino	76-26	.745
	Larry Coker	73-25	.745
8.	Mark Richt	118-41	.742
	Bret Bielema	69-24	.742
10.	Nick Saban	155-55-1	.737
11.	Les Miles	114-42	.731
12.	<b>Steve Spurrier</b>	<b>209-77-2</b>	<b>.729</b>
13.	Mark Hudspeth	83-31	.728

### Steve Spurrier vs. All Opponents

Opponent.....	Record
Akron .....	1-0
Alabama .....	7-5
Arkansas .....	6-5
Arkansas State.....	1-0
Army .....	1-0
Auburn .....	10-8
Ball State.....	1-0
Central Florida .....	2-0
Central Michigan.....	1-0
Citadel.....	3-0
Clemson.....	6-5
Colgate.....	1-0
Connecticut.....	0-1
East Carolina.....	2-0
Florida.....	3-5
Florida Atlantic.....	2-0
Florida State.....	5-9-1
Furman.....	2-0
Georgia .....	15-5
Georgia Southern .....	1-0
Georgia Tech .....	3-0
Houston .....	2-0
Iowa .....	0-1
Kentucky .....	19-1
Louisiana-Monroe.....	2-0
Louisville .....	1-0
Louisiana-Lafayette .....	3-0
LSU.....	11-4
Marshall.....	1-0
Maryland.....	2-2
Miami (Fla.) .....	0-1
Michigan.....	1-0
Michigan State.....	0-1
Middle Tennessee .....	2-0
Mississippi State.....	7-2
Missouri.....	1-1
Navy.....	1-0
Nebraska .....	1-1
New Mexico State.....	1-0
North Carolina.....	5-0
North Carolina State.....	4-1-1
Northern Illinois .....	2-0
Northwestern.....	3-0
Notre Dame.....	0-1
Oklahoma State.....	1-0
Ole Miss.....	4-0
Penn State.....	1-0
Rutgers.....	0-1
San Jose State.....	1-0
South Carolina.....	10-1
South Carolina State .....	2-0
Southern Miss.....	4-0
Syracuse .....	1-1
Tennessee .....	14-8
Texas Tech.....	0-1
Troy.....	2-0
UAB.....	2-0
Vanderbilt.....	18-2
Virginia .....	1-2
Wake Forest .....	1-2
West Virginia.....	1-0
Western Michigan .....	1-0
Wofford.....	3-0
<b>TOTALS.....</b>	<b>209-77-2</b>

## South Carolina Superlatives Under Coach Spurrier

### MOST POINTS

1.	69	vs Troy	11/20/10
2.	56	vs East Carolina	09/03/11
3.	54	vs Kentucky	10/08/11
4.	52	vs Middle Tennessee	11/18/06
5.	49	vs UAB	09/15/12

### FEWEST POINTS ALLOWED

1.	0	at Mississippi State	08/31/06
	0	vs NC State	08/28/08
3.	3	vs South Carolina State	09/15/07
	3	at NC State	09/03/09
	3	vs Vanderbilt	09/24/11
	3	vs Kentucky	10/08/11
	3	at Tennessee	10/29/11

### MOST FIRST DOWNS

1.	32	vs Kentucky	10/08/11
2.	31	at Tennessee	10/27/07
3.	30	vs Wofford	09/20/08
4.	29	at Arkansas	11/03/07
5.	28	at Clemson	11/25/06

### FEWEST FIRST DOWNS ALLOWED

1.	5	vs Vanderbilt	09/24/11
2.	6	vs Kentucky	10/08/11
3.	10	vs NC State	08/28/08
	10	at Tennessee	10/29/11
4.	11	7 times, last: at Vanderbilt	08/30/12

### MOST RUSHING ATTEMPTS

1.	58	vs Clemson	11/28/09
2.	54	at Florida	11/13/10
3.	53	at Tennessee	10/29/11
	53	vs Clemson	11/26/11
5.	52	vs Georgia	09/11/10
	52	vs Florida	11/12/11

### FEWEST RUSHING ATTEMPTS, OPPONENTS

1.	20	at Florida	11/13/10
2.	21	at Tennessee	10/29/11
3.	22	at Kentucky	10/11/08
4.	23	vs Tennessee	10/28/06
5.	24	vs East Carolina	09/08/12

### MOST RUSHING YARDS

1.	288	vs Kentucky	10/08/11
2.	287	vs Florida Atlantic	09/19/09
3.	256	The Citadel	11/19/11
4.	254	vs Navy	09/17/11
5.	253	at Georgia	9/10/11

### FEWEST RUSHING YARDS ALLOWED

1.	4	Vanderbilt	09/24/11
2.	27	vs UAB	09/15/12
3.	34	vs Tennessee	11/01/08
4.	35	at Florida	11/13/10
	35	at Tennessee	10/29/11
5.	36	vs Alabama	10/09/10

### MOST PASSES ATTEMPTED

1.	53	at Georgia	09/12/09
2.	51	at Arkansas	11/03/07
3.	50	at Tennessee	10/27/07
	50	vs Iowa	01/01/09
	50	at Tennessee	10/31/09

### MOST PASSES COMPLETED

1.	34	at Tennessee	10/27/07
2.	31	at Georgia	09/12/09
	31	at Vanderbilt	10/23/10
4.	30	vs Kentucky	10/08/11
5.	27	at Arkansas	11/03/07

### FEWEST PASSES ATTEMPTED, OPPONENTS

1.	3	vs The Citadel	11/19/11
	3	vs Wofford	11/17/12
3.	9	vs Navy	09/17/11
4.	11	vs Wofford	09/16/06
	11	at Arkansas	11/03/07

### FEWEST PASSES COMPLETED, OPPONENTS

1.	1	vs The Citadel	11/19/11
	1	vs Wofford	11/17/12
3.	4	vs Kentucky	10/08/11
4.	5	vs Wofford	09/16/06
	5	vs NC State	08/28/08
	5	vs Navy	09/17/11

### MOST PASSING YARDS

1.	397	vs East Carolina	09/08/12
2.	391	vs Middle Tennessee	11/18/06
3.	382	at Kentucky	10/16/10
4.	364	at Arkansas	11/03/07
5.	363	vs Tennessee	10/27/12

### FEWEST PASSING YARDS ALLOWED

1.	8	The Citadel	11/19/11
2.	17	vs Kentucky	10/08/11
3.	49	vs NC State	08/28/08
4.	61	vs Navy	09/17/11
5.	63	vs Louisiana-Lafayette	09/01/07

### MOST YARDS TOTAL OFFENSE

1.	639	vs Kentucky	10/08/11
2.	545	vs Middle Tennessee	11/18/06
3.	528	vs East Carolina	09/08/12
4.	516	vs Florida Atlantic	09/19/09
5.	512	vs Houston	12/29/06
6.	510	vs Tennessee	10/27/12
7.	501	at Tennessee	10/27/07
	501	vs UAB	09/15/12

### FEWEST TOTAL YARDS ALLOWED

1.	77	vs Vanderbilt	09/24/11
2.	96	vs Kentucky	10/08/11
3.	133	at NC State	09/03/09
4.	138	vs NC State	08/28/08
5.	153	vs Clemson	11/26/11

### PUNTING AVERAGE (MIN. OF 3 PUNTS)

1.	50.0	vs Georgia	09/11/10
	50.0	vs Auburn	12/04/10
3.	48.7	at Mississippi State	08/31/06
4.	48.0	at Auburn	09/25/10
5.	46.3	vs Vanderbilt	09/24/11

### MOST TIME OF POSSESSION

1.	40:46	at Florida	11/13/10
2.	39:58	at Clemson	11/24/12
3.	38:37	vs Kentucky	10/08/11
4.	37:21	at Vanderbilt	10/23/10
5.	36:31	vs Clemson	11/28/09

### LONGEST SCORING DRIVE: BY YARDS

1.	99	vs Arkansas	11/04/06
	99	vs Vanderbilt	10/24/09
3.	98	at Tennessee	10/24/11
4.	97	vs Troy	09/24/05
5.	96	at Clemson	11/25/06

### LONGEST SCORING DRIVE: BY TIME

1.	11:35	at Tennessee	10/29/11
2.	9:28	vs Georgia	10/06/12
3.	9:18	vs The Citadel	11/19/11
4.	9:02	vs Troy	11/20/10
5.	8:02	vs Georgia	09/11/10

### LONGEST SCORING DRIVE: BY PLAYS

1.	20	at Tennessee	10/29/11
2.	18	vs Wofford	09/20/08
	18	vs The Citadel	11/19/11
4.	16	vs Georgia	09/11/10
5.	15	vs Auburn	09/28/06
	15	vs Alabama	10/09/10
	15	vs Troy	11/18/10
	15	vs Navy	09/17/11
	15	at Florida	10/20/12

## South Carolina 2013 Statistics

[illegible]

### 2013 Game-by-Game Starters

## South Carolina Offense

[illegible]

## South Carolina Defense

[illegible]

## 2013 Statistics

<b>SCORING</b>	<b>SC</b>	<b>OPP</b>
Points Per Game	27	10
<b>FIRST DOWNS</b>	<b>17</b>	<b>18</b>
Rushing	9	5
Passing	8	12
Penalty	0	1
<b>RUSHING YARDAGE</b>	<b>228</b>	<b>99</b>
Yards gained rushing	240	137
Yards lost rushing	12	38
Rushing Attempts	38	36
Average Per Rush	6.0	2.8
Average Per Game	228.0	99.0
TDs Rushing	1	0
<b>PASSING YARDAGE</b>	<b>178</b>	<b>194</b>
Comp-Att-Int	12-21-0	26-43-0
Average Per Pass	8.5	4.5
Average Per Catch	14.8	7.5
Average Per Game	178.0	194.0
TDs Passing	2	1
<b>TOTAL OFFENSE</b>	<b>406</b>	<b>293</b>
Total Plays	59	79
Average Per Play	6.9	3.7
Average Per Game	406.0	293.0
<b>KICK RETURNS: #-Yards</b>	<b>2-39</b>	<b>4-88</b>
<b>PUNT RETURNS: #-Yards</b>	<b>3-22</b>	<b>2-21</b>
<b>INT RETURNS: #-Yards</b>	<b>0-0</b>	<b>0-0</b>
<b>KICK RETURN AVERAGE</b>	<b>19.5</b>	<b>22.0</b>
<b>PUNT RETURN AVERAGE</b>	<b>7.3</b>	<b>10.5</b>
<b>INT RETURN AVERAGE</b>	<b>0.0</b>	<b>0.0</b>
<b>FUMBLES-LOST</b>	<b>0-0</b>	<b>2-1</b>
<b>PENALTIES-Yards</b>	<b>7-53</b>	<b>6-55</b>
Average Per Game	53.0	55.0
<b>PUNTS-Yards</b>	<b>5-166</b>	<b>6-242</b>
Average Per Punt	33.2	40.3
Net punt average	29.0	33.3
<b>KICKOFFS-Yards</b>	<b>6-369</b>	<b>3-195</b>
Average Per Kick	61.5	65.0
Net kick average	42.7	43.7
<b>TIME OF POSSESSION/Game</b>	<b>29:33</b>	<b>30:27</b>
<b>3RD-DOWN Conversions</b>	<b>5/14</b>	<b>7/19</b>
3rd-Down Pct	36%	37%
<b>4TH-DOWN Conversions</b>	<b>1/2</b>	<b>3/4</b>
4th-Down Pct	50%	75%
<b>SACKS BY-Yards</b>	<b>3-30</b>	<b>1-10</b>
<b>MISC YARDS</b>	<b>0</b>	<b>0</b>
<b>TOUCHDOWNS SCORED</b>	<b>3</b>	<b>1</b>
<b>FIELD GOALS-ATTEMPTS</b>	<b>2-2</b>	<b>1-1</b>
<b>ON-SIDE KICKS</b>	<b>0-0</b>	<b>0-0</b>
<b>RED-ZONE SCORES</b>	<b>(1-1) 100%</b>	<b>(2-3) 67%</b>
<b>RED-ZONE TOUCHDOWNS</b>	<b>(0-1) 0%</b>	<b>(1-3) 33%</b>
<b>PAT-ATTEMPTS</b>	<b>(3-3) 100%</b>	<b>(1-1) 100%</b>
<b>ATTENDANCE</b>	<b>81572</b>	<b>0</b>
Games/Avg Per Game	1/81572	0/0
Neutral Site Games		0/0

<b>SCORE BY QUARTERS</b>	<b>1st</b>	<b>2nd</b>	<b>3rd</b>	<b>4th</b>	<b>OT</b>	<b>Total</b>
South Carolina	17	3	7	0	-	27
Opponents	0	7	3	0	-	10

<b>RUSHING</b>	<b>G</b>	<b>Att</b>	<b>Gain</b>	<b>Loss</b>	<b>Net</b>	<b>Avg</b>	<b>TD</b>	<b>Long</b>	<b>Avg/G</b>
Mike Davis	1	12	115	0	115	9.6	1	75	115.0
Brandon Wilds	1	12	64	0	64	5.3	0	12	64.0
Connor Shaw	1	12	55	12	43	3.6	0	21	43.0
Shon Carson	1	2	6	0	6	3.0	0	5	6.0
<b>Total.....</b>	<b>1</b>	<b>38</b>	<b>240</b>	<b>12</b>	<b>228</b>	<b>6.0</b>	<b>1</b>	<b>75</b>	<b>228.0</b>
<b>Opponents.....</b>	<b>1</b>	<b>36</b>	<b>137</b>	<b>38</b>	<b>99</b>	<b>2.8</b>	<b>0</b>	<b>15</b>	<b>99.0</b>

<b>PASSING</b>	<b>G</b>	<b>Effic</b>	<b>Cmp-Att-Int</b>	<b>Pct</b>	<b>Yds</b>	<b>TD</b>	<b>Lng</b>	<b>Avg/G</b>
Connor Shaw	1	134.08	11-20-0	55.0	149	1	65	149.0
Dylan Thompson	1	673.60	1-1-0	100.0	29	1	29	29.0
<b>Total.....</b>	<b>1</b>	<b>159.77</b>	<b>12-21-0</b>	<b>57.1</b>	<b>178</b>	<b>2</b>	<b>65</b>	<b>178.0</b>
<b>Opponents.....</b>	<b>1</b>	<b>106.04</b>	<b>26-43-0</b>	<b>60.5</b>	<b>194</b>	<b>1</b>	<b>24</b>	<b>194.0</b>

<b>RECEIVING</b>	<b>G</b>	<b>No.</b>	<b>Yds</b>	<b>Avg</b>	<b>TD</b>	<b>Long</b>	<b>Avg/G</b>
Nick Jones	1	4	21	5.2	0	11	21.0
Shaq Roland	1	2	75	37.5	1	65	75.0
Damiere Byrd	1	2	22	11.0	0	22	22.0
Kane Whitehurst	1	1	29	29.0	1	29	29.0
Bruce Ellington	1	1	17	17.0	0	17	17.0
K.J. Brent	1	1	9	9.0	0	9	9.0
Drew Owens	1	1	5	5.0	0	5	5.0
<b>Total.....</b>	<b>1</b>	<b>12</b>	<b>178</b>	<b>14.8</b>	<b>2</b>	<b>65</b>	<b>178.0</b>
<b>Opponents.....</b>	<b>1</b>	<b>26</b>	<b>194</b>	<b>7.5</b>	<b>1</b>	<b>24</b>	<b>194.0</b>

<b>KICKOFF RETURNS</b>	<b>No.</b>	<b>Yds</b>	<b>Avg</b>	<b>TD</b>	<b>Long</b>
Victor Hampton	2	39	19.5	0	21
<b>Total.....</b>	<b>2</b>	<b>39</b>	<b>19.5</b>	<b>0</b>	<b>21</b>
<b>Opponents.....</b>	<b>4</b>	<b>88</b>	<b>22.0</b>	<b>0</b>	<b>28</b>

<b>PUNT RETURNS</b>	<b>No.</b>	<b>Yds</b>	<b>Avg</b>	<b>TD</b>	<b>Long</b>
Victor Hampton	3	22	7.3	0	13
<b>Total.....</b>	<b>3</b>	<b>22</b>	<b>7.3</b>	<b>0</b>	<b>13</b>
<b>Opponents.....</b>	<b>2</b>	<b>21</b>	<b>10.5</b>	<b>0</b>	<b>20</b>

<b>INTERCEPTIONS</b>	<b>No.</b>	<b>Yds</b>	<b>Avg</b>	<b>TD</b>	<b>Long</b>
<b>Total.....</b>	<b>-</b>	<b>-</b>	<b>-</b>	<b>-</b>	<b>-</b>
<b>Opponents.....</b>	<b>-</b>	<b>-</b>	<b>-</b>	<b>-</b>	<b>-</b>

## 2013 Statistics

<b>FUMBLE RETURNS</b>	<b>No.</b>	<b>Yds</b>	<b>Avg</b>	<b>TD</b>	<b>Long</b>
Jadeveon Clowney	1	2	2.0	0	2
Akeem Augustine	1	31	31.0	1	31
D.J. Swearinger	1	65	65.0	1	65
<b>Total.....</b>	<b>3</b>	<b>98</b>	<b>32.7</b>	<b>2</b>	<b>65</b>
<b>Opponents.....</b>	<b>4</b>	<b>37</b>	<b>9.2</b>	<b>0</b>	<b>16</b>

<b>PUNTING</b>	<b>No.</b>	<b>Yds</b>	<b>Avg</b>	<b>Long</b>	<b>TB</b>	<b>FC</b>	<b>I20</b>	<b>Blkd</b>
Tyler Hull	5	166	33.2	42	0	0	1	0
<b>Total.....</b>	<b>5</b>	<b>166</b>	<b>33.2</b>	<b>42</b>	<b>0</b>	<b>0</b>	<b>1</b>	<b>0</b>
<b>Opponents.....</b>	<b>6</b>	<b>242</b>	<b>40.3</b>	<b>46</b>	<b>1</b>	<b>1</b>	<b>2</b>	<b>0</b>

<b>KICKOFFS</b>	<b>No.</b>	<b>Yds</b>	<b>Avg</b>	<b>TB</b>	<b>OB</b>	<b>Retn</b>	<b>Net</b>	<b>YdLn</b>
Landon Ard	6	369	61.5	1	1			
<b>Total.....</b>	<b>6</b>	<b>369</b>	<b>61.5</b>	<b>1</b>	<b>1</b>	<b>22.0</b>	<b>42.7</b>	<b>22</b>
<b>Opponents.....</b>	<b>3</b>	<b>195</b>	<b>65.0</b>	<b>1</b>	<b>0</b>	<b>19.5</b>	<b>43.7</b>	<b>21</b>

----- PATs -----									
<b>SCORING</b>	<b>TD</b>	<b>FGs</b>	<b>Kick</b>	<b>Rush</b>	<b>Rcv</b>	<b>Pass</b>	<b>DXP</b>	<b>Saf</b>	<b>Pts</b>
Elliott Fry	0	2-2	3-3	0-0	0	0-0	0	0	9
Shaq Roland	1	0-0	0-0	0-0	0	0-0	0	0	6
Mike Davis	1	0-0	0-0	0-0	0	0-0	0	0	6
Kane Whitehurst	1	0-0	0-0	0-0	0	0-0	0	0	6
<b>Total.....</b>	<b>3</b>	<b>2-2</b>	<b>3-3</b>	<b>0-0</b>	<b>0</b>	<b>0-0</b>	<b>0</b>	<b>0</b>	<b>27</b>
<b>Opponents.....</b>	<b>1</b>	<b>1-1</b>	<b>1-1</b>	<b>0-0</b>	<b>0</b>	<b>0-0</b>	<b>0</b>	<b>0</b>	<b>10</b>

<b>FIELD GOALS</b>	<b>M-A</b>	<b>Pct</b>	<b>01-19</b>	<b>20-29</b>	<b>30-39</b>	<b>40-49</b>	<b>50+</b>	<b>Lg</b>	<b>Blk</b>
Elliott Fry	2-2	100.0	0-0	1-1	1-1	0-0	0-0	39	0

<b>FG SEQUENCE</b>	<b>SC</b>	<b>OPPONENTS</b>
North Carolina	(39),(26)	(20)
Georgia		
Vanderbilt		
UCF		
Kentucky		
Arkansas		
Tennessee		
Missouri		
Mississippi State		
Florida		
Coastal Carolina		
Clemson		

Numbers in (parentheses) indicate field goal was made.

<b>TOTAL OFFENSE</b>	<b>G</b>	<b>Plays</b>	<b>Rush</b>	<b>Pass</b>	<b>Total</b>	<b>Avg/G</b>
Connor Shaw	1	32	43	149	192	192.0
Mike Davis	1	12	115	0	115	115.0
Brandon Wilds	1	12	64	0	64	64.0
Dylan Thompson	1	1	0	29	29	29.0
Shon Carson	1	2	6	0	6	6.0
<b>Total.....</b>	<b>1</b>	<b>59</b>	<b>228</b>	<b>178</b>	<b>406</b>	<b>406.0</b>
<b>Opponents.....</b>	<b>1</b>	<b>79</b>	<b>99</b>	<b>194</b>	<b>293</b>	<b>293.0</b>

<b>ALL PURPOSE</b>	<b>G</b>	<b>Rush</b>	<b>Rec</b>	<b>PR</b>	<b>KOR</b>	<b>IR</b>	<b>Tot</b>	<b>Avg/G</b>
Mike Davis	1	115	0	0	0	0	115	115.0
Shaq Roland	1	0	75	0	0	0	75	75.0
Brandon Wilds	1	64	0	0	0	0	64	64.0
Victor Hampton	1	0	0	22	39	0	61	61.0
Connor Shaw	1	43	0	0	0	0	43	43.0
<b>Total.....</b>	<b>1</b>	<b>228</b>	<b>178</b>	<b>22</b>	<b>39</b>	<b>0</b>	<b>467</b>	<b>467.0</b>
<b>Opponents.....</b>	<b>1</b>	<b>99</b>	<b>194</b>	<b>21</b>	<b>88</b>	<b>0</b>	<b>402</b>	<b>402.0</b>

## 2013 Defensive Statistics

No.	DEFENSIVE LEADERS	GP	-----Tackles-----			TFL/Yds	Sacks-	---Pass Def---		QBH	--Fumbles--	Blkd		
			Solo	Ast	Total			Int-Yds	BrUp			Rcv-Yds	FF	Kick
20	T.J. Gurley	1	7	2	9	.	.	.	1	.	.	.	.	.
10	Skai Moore	1	4	3	7	1.0-1	0.5-3	.	.	.	.	.	.	.
9	Sharrod Golightly	1	4	2	6	1.0-2	.	.	.	1	.	.	.	.
21	Marcquis Roberts	1	4	1	5	.	.	.	.	.	.	.	.	.
15	Jimmy Legree	1	4	1	5	1.0-3	.	.	.	.	.	.	.	.
90	Chaz Sutton	1	3	1	4	2.0-4	.	.	.	.	.	.	.	.
11	T.J. Holloman	1	2	2	4	.	.	.	.	.	.	.	.	.
27	Victor Hampton	1	4	.	4	1.0-2	.	.	.	.	.	.	.	.
94	Kelsey Griffin	1	2	2	4	0.5-1	0.5-1	.	.	.	.	.	.	.
99	Kelcy Quarles	1	2	1	3	1.0-22	1.0-22	.	.	.	.	.	.	.
4	Ahmad Christian	1	3	.	3	.	.	.	.	.	.	.	.	.
12	Brison Williams	1	2	1	3	.	.	.	.	.	.	.	.	.
8	Kaiwan Lewis	1	1	2	3	.	.	.	.	.	.	.	.	.
7	Jadeveon Clowney	1	3	.	3	.	.	.	.	3	.	.	.	.
92	Gerald Dixon Jr.	1	1	2	3	1.0-6	0.5-3	.	.	1	.	.	.	.
5	Darius English	1	3	.	3	2.0-6	.	.	.	.	.	1	.	.
34	Mason Harris	1	.	2	2	0.5-1	0.5-1	.	.	.	.	.	.	.
42	Jordan Diggs	1	1	.	1	1.0-1	.	.	.	.	.	.	.	.
28	Jonathan Walton	1	1	.	1	.	.	.	.	.	.	.	.	.
25	Kadetrix Marcus	1	1	.	1	.	.	.	.	.	.	.	.	.
30	Sidney Rhodes	1	1	.	1	.	.	.	.	.	.	.	.	.
1	Damiere Byrd	1	.	.	.	.	.	.	.	.	1-0	.	.	.
	<b>Total.....</b>	<b>1</b>	<b>53</b>	<b>22</b>	<b>75</b>	<b>12-49</b>	<b>3-30</b>	.	<b>1</b>	<b>5</b>	<b>1-0</b>	<b>1</b>	.	.
	<b>Opponents.....</b>	<b>1</b>	<b>38</b>	<b>24</b>	<b>62</b>	<b>3.0-13</b>	<b>1-10</b>	.	<b>1</b>	<b>5</b>	.	.	.	.

## 2013 Defensive Statistics

[illegible]

## 2013 Individual Statistics

### Individual Rushing (Att-Yds/TD)

PLAYER	TOT	UNC	UGA	VANDY	UCF	UK	ARK	TENN	MIZZ	MSU	UF	CCU	CU
Mike Davis	12-115/1	12-115/1											
Brandon Wilds	12-64/0	12-64/0											
Connor Shaw	12-43/0	12-43/0											
Shon Carson	2-6/0	2-6/0											

### Individual Passing(Cmp-Att-Int-Yds-TD)

	C. SHAW	THOMPSON
North Carolina	11-20-0-149-1	1-1-0-29-1
Georgia		
Vanderbilt		
UCF		
Kentucky		
Arkansas		
Tennessee		
Missouri		
Mississippi State		
Florida		
Coastal Carolina		
Clemson		

### Individual Receiving(Rec-Yds/TD)

PLAYER	TOT	UNC	UGA	VANDY	UCF	UK	ARK	TENN	MIZZ	MSU	UF	CCU	CU
Nick Jones	4-21/0	4-21/0											
Shaq Roland	2-75/1	2-75/1											
Damiere Byrd	2-22/0	2-22/0											
Kane Whitehurst	1-29/1	1-29/1											
Bruce Ellington	1-17/0	1-17/0											
K.J. Brent	1-9/0	1-9/0											
Drew Owens	1-5/0	1-5/0											

### Game-by-Game Leaders

Opponent	Rushing	Passing	Receiving (No.)	Receiving (Yds.)	Tackles
North Carolina	Davis 12-115/1	Shaw 11-20-0-149-1	Jones 4-21/0	Roland 2-75/1	Gurley 7-2-9
Georgia					
Vanderbilt					
UCF					
Kentucky					
Arkansas					
Tennessee					
Missouri					
Mississippi State					
Florida					
Coastal Carolina					
Clemson					

## 2013 Game Highs

### South Carolina Team Game Highs

Rushes	38	vs North Carolina (Aug 29, 2013)
Yards Rushing	228	vs North Carolina (Aug 29, 2013)
Yards Per Rush	6.0	vs North Carolina (Aug 29, 2013)
TD Rushes	1	vs North Carolina (Aug 29, 2013)
Pass attempts	21	vs North Carolina (Aug 29, 2013)
Pass completions	12	vs North Carolina (Aug 29, 2013)
Yards Passing	178	vs North Carolina (Aug 29, 2013)
Yards Per Pass	8.5	vs North Carolina (Aug 29, 2013)
TD Passes	2	vs North Carolina (Aug 29, 2013)
Total Plays	59	vs North Carolina (Aug 29, 2013)
Total Offense	406	vs North Carolina (Aug 29, 2013)
Yards Per Play	6.9	vs North Carolina (Aug 29, 2013)
Points	27	vs North Carolina (Aug 29, 2013)
Sacks By	3	vs North Carolina (Aug 29, 2013)
First Downs	17	vs North Carolina (Aug 29, 2013)
Penalties	7	vs North Carolina (Aug 29, 2013)
Penalty Yards	53	vs North Carolina (Aug 29, 2013)
Turnovers	0	
Interceptions By	0	
Punts	5	vs North Carolina (Aug 29, 2013)
Punting Avg	33.2	vs North Carolina (Aug 29, 2013)
Long Punt	42	vs North Carolina (Aug 29, 2013)
Punts inside 20	1	vs North Carolina (Aug 29, 2013)
Long Punt Return	13	vs North Carolina (Aug 29, 2013)

### Opponent Team Game Highs

Rushes	36	vs North Carolina (Aug 29, 2013)
Yards Rushing	99	vs North Carolina (Aug 29, 2013)
Yards Per Rush	2.8	vs North Carolina (Aug 29, 2013)
TD Rushes	0	
Pass attempts	43	vs North Carolina (Aug 29, 2013)
Pass completions	26	vs North Carolina (Aug 29, 2013)
Yards Passing	194	vs North Carolina (Aug 29, 2013)
Yards Per Pass	4.5	vs North Carolina (Aug 29, 2013)
TD Passes	1	vs North Carolina (Aug 29, 2013)
Total Plays	79	vs North Carolina (Aug 29, 2013)
Total Offense	293	vs North Carolina (Aug 29, 2013)
Yards Per Play	3.7	vs North Carolina (Aug 29, 2013)
Points	10	vs North Carolina (Aug 29, 2013)
Sacks By	1	vs North Carolina (Aug 29, 2013)
First Downs	18	vs North Carolina (Aug 29, 2013)
Penalties	6	vs North Carolina (Aug 29, 2013)
Penalty Yards	55	vs North Carolina (Aug 29, 2013)
Turnovers	1	vs North Carolina (Aug 29, 2013)
Interceptions By	0	
Punts	6	vs North Carolina (Aug 29, 2013)
Punting Avg	40.3	vs North Carolina (Aug 29, 2013)
Long Punt	46	vs North Carolina (Aug 29, 2013)
Punts inside 20	2	vs North Carolina (Aug 29, 2013)
Long Punt Return	20	vs North Carolina (Aug 29, 2013)

### South Carolina Individual Game Highs

Rushes	12	Connor Shaw vs North Carolina (Aug 29, 2013)
		Brandon Wilds vs North Carolina (Aug 29, 2013)
		Mike Davis vs North Carolina (Aug 29, 2013)
Yards Rushing	115	Mike Davis vs North Carolina (Aug 29, 2013)
TD Rushes	1	Mike Davis vs North Carolina (Aug 29, 2013)
Long Rush	75	Mike Davis vs North Carolina (Aug 29, 2013)
Pass attempts	20	Connor Shaw vs North Carolina (Aug 29, 2013)
Pass completions	11	Connor Shaw vs North Carolina (Aug 29, 2013)
Yards Passing	149	Connor Shaw vs North Carolina (Aug 29, 2013)
TD Passes	1	Connor Shaw vs North Carolina (Aug 29, 2013)
		Dylan Thompson vs North Carolina (Aug 29, 2013)
Long Pass	65	Connor Shaw vs North Carolina (Aug 29, 2013)
Receptions	4	Nick Jones vs North Carolina (Aug 29, 2013)
Yards Receiving	75	Shaq Roland vs North Carolina (Aug 29, 2013)
TD Receptions	1	Shaq Roland vs North Carolina (Aug 29, 2013)
		Kane Whitehurst vs North Carolina (Aug 29, 2013)
Long Reception	65	Shaq Roland vs North Carolina (Aug 29, 2013)
Field Goals	2	Elliott Fry vs North Carolina (Aug 29, 2013)
Long Field Goal	39	Elliott Fry vs North Carolina (Aug 29, 2013)
Punts	5	Tyler Hull vs North Carolina (Aug 29, 2013)
Punting Avg	33.2	Tyler Hull vs North Carolina (Aug 29, 2013)
Long Punt	42	Tyler Hull vs North Carolina (Aug 29, 2013)
Punts inside 20	1	Tyler Hull vs North Carolina (Aug 29, 2013)
Long Punt Return	13	Victor Hampton vs North Carolina (Aug 29, 2013)
Long Kickoff Return	21	Victor Hampton vs North Carolina (Aug 29, 2013)
Tackles	9	T.J. Gurley vs North Carolina (Aug 29, 2013)
Sacks	1.0	Gerald Dixon Jr vs North Carolina (Aug 29, 2013)
		Kelcy Quarles vs North Carolina (Aug 29, 2013)
Tackles For Loss	2.0	Darius English vs North Carolina (Aug 29, 2013)
		Chaz Sutton vs North Carolina (Aug 29, 2013)
Interceptions	0	

### Opponent Individual Game Highs

Rushes	15	Morris, R, vs North Carolina (Aug 29, 2013)
Yards Rushing	69	Morris, R, vs North Carolina (Aug 29, 2013)
TD Rushes	0	
Long Rush	15	Morris, R, vs North Carolina (Aug 29, 2013)
Pass attempts	43	Renner, B, vs North Carolina (Aug 29, 2013)
Pass completions	26	Renner, B, vs North Carolina (Aug 29, 2013)
Yards Passing	194	Renner, B, vs North Carolina (Aug 29, 2013)
TD Passes	1	Renner, B, vs North Carolina (Aug 29, 2013)
Long Pass	24	Renner, B, vs North Carolina (Aug 29, 2013)
Receptions	4	Thorpe, T, vs North Carolina (Aug 29, 2013)
		Davis, Q, vs North Carolina (Aug 29, 2013)
Yards Receiving	39	Davis, Q, vs North Carolina (Aug 29, 2013)
TD Receptions	1	Davis, Q, vs North Carolina (Aug 29, 2013)
Long Reception	24	Davis, Q, vs North Carolina (Aug 29, 2013)
Field Goals	1	Moore, T, vs North Carolina (Aug 29, 2013)
Long Field Goal	20	Moore, T, vs North Carolina (Aug 29, 2013)
Punts	6	Hibbard, T, vs North Carolina (Aug 29, 2013)
Punting Avg	40.3	Hibbard, T, vs North Carolina (Aug 29, 2013)
Long Punt	46	Hibbard, T, vs North Carolina (Aug 29, 2013)
Punts inside 20	2	Hibbard, T, vs North Carolina (Aug 29, 2013)
Long Punt Return	20	Thorpe, T, vs North Carolina (Aug 29, 2013)
Long Kickoff Return	28	Tapley, S, vs North Carolina (Aug 29, 2013)
Tackles	8	Hughes, T, vs North Carolina (Aug 29, 2013)
		Boston, T, vs North Carolina (Aug 29, 2013)
Sacks	1.0	Otis, N, vs North Carolina (Aug 29, 2013)
Tackles For Loss	2.0	Otis, N, vs North Carolina (Aug 29, 2013)
Interceptions	0	

## 2013 Explosive Plays

### Running Plays - 15 Yards or Longer

Yds	Rusher	Opponent	Qtr	Play Result	Drive Result
21	C. Shaw	North Carolina	1	1st Down	FG
75	Davis	North Carolina	3	1st Down/TD	TD

### Passing Plays - 20 Yards or Longer

Yds	Connection	Opponent	Qtr	Play Result	Drive Result
65	Shaw-Roland	North Carolina	1	1st Down/TD	TD
29	Thompson-Whitehurst	North Carolina	1	1st Down/TD	TD
22	Shaw-Byrd	North Carolina	2	1st Down	FG

### Kick Returns - 30 Yards or Longer

Yds	Returner	Opponent	Qtr	Drive Result
-----	----------	----------	-----	--------------

### Punt Returns - 20 Yards or Longer

Yds	Returner	Opponent	Qtr	Drive Result
-----	----------	----------	-----	--------------

### INT/Fumble Returns - 20 Yards or Longer

Yds	Returner	Opponent	Qtr	Play	Drive Result
-----	----------	----------	-----	------	--------------

### Special Teams/Defensive Scores

Yds	Returner	Opponent	Qtr	Play
-----	----------	----------	-----	------

## 2013 Scoring Drives

### South Carolina

North Carolina	Qtr	Plays	Yards	TOP	Result
Roland 65-yard pass from Shaw	1	3	82	1:19	TD
Fry 39-yard field goal	1	13	58	6:16	FG
Whitehurst 29-yard pass from Thompson	1	7	63	3:17	TD
Fry 26-yard field goal	2	7	43	3:35	FG
Davis 75-yard run	3	1	75	0:13	TD

### Opponents

North Carolina	Qtr	Plays	Yards	TOP	Result
Davis 4-yard pass from Renner	2	16	70	6:09	TD
Moore 20-yard field goal	3	17	67	7:09	FG

## The Last Time It Happened

### The Last Time South Carolina...

**SHUT OUT AN OPPONENT:**  
34-0, vs. NC State (8/2/08)

**WAS SHUT OUT:**  
18-0, vs. Georgia (9/9/06)

**SCORED BETWEEN 50-59 POINTS:**  
54, vs. Kentucky (10/8/11)

**ALLOWED BETWEEN 50-59 POINTS:**  
56, vs. Auburn (12/4/10)

**SCORED BETWEEN 60-69 POINTS:**  
69, vs. Troy (11/20/10)

**ALLOWED BETWEEN 60-69 POINTS:**  
63, vs. Clemson (11/22/03)

**SCORED MORE THAN 70 POINTS:**  
77, vs. Kent State (10/7/95)

**SCORED ON A SAFETY:**  
at Georgia (9/12/09)

**ALLOWED A SAFETY:**  
at Mississippi State (10/15/11)

**RETURNED A KICKOFF FOR A TD:**  
Matthew Thomas, 95 yards vs. Virginia (9/7/02)

**ALLOWED KICKOFF RETURN FOR A TD:**  
Dennis Johnson, at Arkansas, 98 yards (11/5/11)

**RETURNED A PUNT FOR A TD:**  
Ace Sanders, 63 yards vs. Michigan (1/1/13)

**ALLOWED A PUNT RETURN FOR A TD:**  
Lito Sheppard, Florida, 57 yards (11/11/00)

**RETURNED AN INTERCEPTION FOR A TD:**  
D.J. Swearingen, 69 yards vs. Arkansas (11/10/12)

**ALLOWED AN INTERCEPTION FOR A TD:**  
T'Sharvan Bell, 10 yards vs. Auburn (12/4/10)

**RETURNED A FUMBLE FOR A TD:**  
D.J. Swearingen, 65 yards vs. UAB (9/15/12)

**HAD A DEFENSIVE PLAYER SCORE TWO TOUCHDOWNS IN A GAME:**  
Melvin Ingram at Georgia, 68-yard run on a fake punt & 5-yard fumble recovery (9/10/11)

**ALLOWED A FUMBLE RETURN FOR A TD:**  
Jason LeDoux, LSU, 15 yards (10/18/03)

**RAN A FAKE PUNT FOR A TD:**  
Melvin Ingram, 68 yards at Georgia (9/10/11)

**HAD A PLAYER WITH 300-349 YARDS PASSING:**  
310, Dylan Thompson at Clemson (11/24/12)

**HAD A PLAYER WITH 350-399 YARDS PASSING:**  
356, Connor Shaw vs. Tennessee (10/27/12)

**HAD A PLAYER WITH 400-449 YARDS PASSING:**  
405, Steve Taneyhill vs. Georgia (9/2/95)

**HAD A PLAYER WITH 450+ YARDS PASSING:**  
473, Steve Taneyhill vs. Mississippi State (10/14/95)

**HAD A PLAYER COMPLETE 30 PASSES:**  
31, Stephen Garcia at Vanderbilt (10/23/10)

**HAD A PLAYER ATTEMPT 40-49 PASSES:**  
41, Dylan Thompson at Clemson (11/24/12)

**HAD A PLAYER ATTEMPT 50 PASSES:**  
50, Stephen Garcia at Tennessee (10/31/09)

**HAD A PLAYER RUSH FOR 150-199 YDS:**  
176, Marcus Lattimore, at Georgia (9/10/11)

**HAD A PLAYER RUSH FOR 200-249 YDS:**  
246, Marcus Lattimore vs. Navy (9/17/11)

**HAD A PLAYER RUSH FOR 250+ YDS:**  
278, Brandon Bennett vs. East Tennessee State (10/5/91)

**HAD TWO PLAYERS RUSH FOR MORE THAN 100 YARDS:**  
Cory Boyd (132) and Mike Davis (102) vs. South Carolina State (9/15/07)

**HAD A PLAYER WITH 150-199 YARDS RECEIVING:**  
158, Alshon Jeffery at Vanderbilt (10/23/10)

**HAD A PLAYER WITH 200+ YARDS RECEIVING:**  
210, Troy Williamson vs. USF (9/18/04)

**HAD TWO PLAYERS WITH 100 YARDS RECEIVING:**  
Justice Cunningham (108) and Bruce Ellington (101), vs Tennessee (10/27/12)

**HAD A PLAYER WITH 500+ YARDS TOTAL OFFENSE:**  
512, Steve Taneyhill vs. Mississippi State (10/14/95)

**HAD A PLAYER SCORE 4+ TDs:**  
5, Sidney Rice vs. Florida Atlantic (9/23/06)

**HAD A PLAYER PASS FOR 4 TDs:**  
4, Connor Shaw vs. Kentucky (10/8/11)

**HAD A PLAYER PASS FOR 5 TDs:**  
5, Syvelle Newton vs. FAU (9/23/06)

**HAD A PLAYER RUSH FOR 3 TDs:**  
3, Marcus Lattimore vs. Navy (9/17/11)

**HAD A PLAYER CATCH 3 TD PASSES:**  
3, Alshon Jeffery vs. Kentucky (10/10/09)

**HAD A PLAYER CATCH 4+ TD PASSES:**  
5, Sidney Rice vs. Fla. Atlantic (9/23/06)

**HAD A PLAYER KICK 4 FIELD GOALS:**  
4, Ryan Succop vs. UAB (9/27/08)

**HAD A PLAYER KICK 5+ FIELD GOALS:**  
5, Spencer Lanning at Georgia (9/12/09)

**HAD A PLAYER WITH 2 INTERCEPTIONS:**  
2, Chris Culliver, at Kentucky (10/11/08)

**HAD A PLAYER WITH 3 INTERCEPTIONS:**  
3, Patrick Hinton vs. NC State (10/29/88)

**BLOCKED A FIELD GOAL ATTEMPT:**  
Stephon Gilmore at Tennessee (10/29/11)

**RETURNED A BLOCKED FIELD GOAL FOR A TD:**  
Captain Munnerlyn at Kentucky, 81 yards, (10/11/08)

**BLOCKED A PAT:**  
Byron Jerideua at Florida (10/20/12)

**RETURNED A BLOCKED EXTRA POINT FOR A 2-POINT CONVERSION:**  
Victor Hampton at Florida (10/20/12)

**BLOCKED A PUNT:**  
Devin Taylor at NC State (9/3/09)

**BLOCKED A PUNT FOR A TD:**  
Derek Watson vs. Florida, 2 yards, (11/11/00)

**HAD A PUNT BLOCKED:**  
at Kentucky (9/29/12)

**HAD A FIELD GOAL BLOCKED:**  
vs. Michigan (1/1/13)

**HAD A PAT BLOCKED:**  
vs. Kentucky (10/8/11)

**ALLOWED BLOCKED PAT TO BE RETURNED FOR CONVERSION:**  
Demetrice Webb, Florida (11/12/05)

**MISSED A PAT:**  
vs The Citadel (11/19/11)

**MADE A 2-PT CONVERSION:**  
Dondrial Pinkins run vs. UAB (9/20/03)

**ATTEMPTED A 2-PT CONVERSION:**  
vs. Michigan (1/1/13)

**RECOVERED ITS OWN ONSIDE KICK:**  
at Arkansas (11/3/07)

**HAD LESS THAN 50 YARDS RUSHING:**  
36, at Florida (10/20/12)

**HAD 200+ YARDS RUSHING:**  
228, North Carolina (8/29/13)

**HAD 300+ YARDS RUSHING:**  
356, vs. Vanderbilt (10/20/01)

**HAD 500-599+ TOTAL NET YARDS:**  
510, vs. Tennessee (10/27/12)

**HAD 600+ TOTAL NET YARDS:**  
639, vs. Kentucky (10/8/11)

**HAD A 50+ YARD RUN:**  
75, Mike Davis vs. North Carolina (8/29/13)

**HAD A 50+ YARD RECEPTION:**  
65, Connor Shaw to Shaq Roland, North Carolina (8/29/13)

### Last Time an Opponent Had...

**TEAM...**  
**LESS THAN 50 YARDS RUSHING:**  
27, vs UAB (9/15/12)

**200+ YARDS RUSHING:**  
246, vs Auburn (10/01/11)  
**LESS THAN 100 YARDS PASSING:**  
83, vs. Clemson (11/26/11)

**400+ YARDS PASSING:**  
402, vs Florida (11/11/95)  
**LESS THAN 200 TOTAL NET YARDS:**  
183, at Florida (10/20/12)

**500+ TOTAL NET YARDS:**  
589, vs Auburn (12/4/10)  
**600+ TOTAL NET YARDS:**  
650, at Arkansas (11/3/07)

**INDIVIDUAL...**  
**350+ YARDS PASSING:**  
368, Tyler Bray, Tennessee (10/27/12)  
**400+ YARDS PASSING:**  
485, Eric Zeier, Georgia (9/3/94)

**150+ YARDS RUSHING:**  
176, Cam Newton, Auburn (9/25/10)  
**200+ YARDS RUSHING:**  
246, Mark Ingram, at Alabama (10/17/09)

**250+ YARDS RUSHING:**  
321, Darren McFadden, Arkansas (11/3/07)  
**300+ YARDS RUSHING:**  
321, Darren McFadden, Arkansas (11/3/07)

**200+ YARDS RECEIVING:**  
217, Darwin Adams, Auburn (12/4/10)  
**50+ YARD RUN:**  
50, Jeremy Hill, LSU (10/13/12)

**50+ YARD RECEPTION:**  
61, Vincent Dallas from Tyler Bray, vs Tennessee (10/27/12)  
**MADE 4 FIELD GOALS:**  
4, Dustin Hopkins, Florida State (12/31/10)

**RUSHED FOR 4 TOUCHDOWNS:**  
4, Chad Jasmin, Clemson (11/21/03)  
**PASSED FOR 4 TOUCHDOWNS:**  
4, Tyler Bray, Tennessee (10/27/12)

**TWO PLAYERS WITH...**  
**100+ YARDS RUSHING:**  
at Auburn, Cam Newton (176) & Michael Dyer (100) (9/25/10)

**100+ YARDS RECEIVING:**  
Central Florida, Mike Walker (105) & Brandon Marshall (102), (9/1/05)

## 2013 Game Recaps

### Game 1

#6/7 South Carolina 27, North Carolina 10

August 29, 2013

Williams-Brice Stadium

Columbia, S.C.

81,572



**COLUMBIA, S.C.**— Quick offensive strikes from Connor Shaw and Mike Davis helped No. 6/7 South Carolina (1-0) dispatch of North Carolina (0-1) 27-10 in the college football season opener at Williams-Brice Stadium.

On the third play from scrimmage, the senior quarterback Shaw found sophomore wide receiver Shaq Roland over the middle for a 65-yard touchdown strike, putting the Gamecocks in the lead 7-0. The 82-yard drive marked the quickest score for South Carolina in a season in the SEC era (since 1992). Shaw ended the contest going 11-for-20 for 149 yards and the one TD pass while adding 43 yards on the ground.

Davis, the sophomore running back who won the starting job in fall camp, capped South Carolina's scoring with his third-quarter, 75-yard run over the right side to make it 27-10. Davis ended the day with a career-high 115 yards on 12 carries.

South Carolina held a 17-0 lead before the first quarter ended, with freshman Elliott Fry's first collegiate field goal, a 39-yarder, making it 10-0. Junior quarterback Dylan Thompson, on his first play of the game, made it 17-0 with a 29-yard touchdown throw to sophomore wide receiver Kane Whitehurst.


In the second quarter, North Carolina got on the board on Bryn Renner's four-yard pass to Quinshad Davis, but Fry's second field goal, this one from 26 yards, handed South Carolina a 20-7 lead that stood at the half. The Gamecocks doubled the Tar Heels in first downs in the first half, 12-6, and tallied more yards, 260-121. Seventy of UNC's yards came on its scoring drive.

The Tar Heels opened the second half with a 17-play, 67-yard drive capped by a Thomas Moore 20-yard field goal before Davis' 75-yard dash.

The game was halted at 8:46 p.m. due to lightning in the area, delaying the game for 1:44. After the break, North Carolina threatened to score with two minutes to go, but a dive toward the end zone by Renner fell a yard short on fourth-and-goal, turning the ball back over downs to the Gamecocks with 58 seconds remaining.

Sophomore running back Brandon Wilds ran for 64 yards on 12 carries, while junior Nick Jones and Roland both matched career bests in receptions with four and two, respectively. Four of the Gamecocks' returning defenders (Sharrod Golightly, T.J. Gurley, Chaz Sutton & Ahmad Christian) matched or bettered their previous career high in tackles, and sophomore Gerald Dixon Jr. posted his first career tackle and quarterback hurry.

Gamecock head coach Steve Spurrier improved to 23-1 as a collegiate head coach in the lid-lifter, including 9-0 at South Carolina. He also owns a 5-0 record over the Tar Heels, with two of those wins coming in the Garnet and Black. South Carolina's home winning streak stands at 12 games now, one shy of tying the second-best stretch in Williams-Brice Stadium (1986-88).



North Carolina	0	7	3	0	10
South Carolina	17	3	7	0	27

#### Scoring Summary

1st	13:41	SC	Roland 65-yard pass from Shaw (Fry kick) (3-82-1:19)	0-7
1st	4:53	SC	Fry 39-yard field goal (13-58-6:16)	0-10
1st	0:44	SC	Whitehurst 29-yard pass from Thompson (Fry kick) (7-63-3:17)	0-17
2nd	9:35	NC	Davis 4-yard pass from Renner (Moore kick) (16-70-6:09)	7-17
2nd	1:32	SC	Fry 26-yard field goal (7-43-3:35)	7-20
3rd	7:51	NC	Moore 20-yard field goal (17-67-7:09)	10-20
3rd	7:38	SC	Davis 75-yard run (Fry kick) (1-75-0:13)	10-27

#### Team Statistics

	NC	SC
First Downs	18	17
Rushing	5	9
Passing	12	8
Penalty	1	0
Net Yards Rushing	99	228
Rushing Attempts	36	38
Net Yards Passing	194	178
Cmp.-Att.-Int.	26-43-0	12-21-0
Total Offense Yards	293	406
Total Offense Plays	79	59
Fumbles: No.-Lost	2-1	0-0
Penalties: No.-Yards	6-55	7-53
Punts-Yards	6-242	5-166
Avg. Yards Per Punt	40.3	33.2
Punt Returns: No.-Yards	2-21	3-22
Kickoff Returns: No.-Yards	4-88	2-39
Interceptions: No.-Yards	0-0	0-0
Possession Time	30:27	29:33
Third Down Conversions	7-19	5-14
Fourth Down Conversions	3-4	1-2
Red Zone Scores-Chances	2-3	1-1
Sacks By: No.-Yards	1-10	3-30
PAT Kicks	1-1	3-3
Field Goals	1-1	2-2

#### Individual Statistics

**RUSHING: NC:** Morris 15-69; Blue 8-37; Davis 1-2; Williams 1-2; Renner 11-(-11).  
**SC:** Davis 12-115; Wilds 12-64; Shaw 12-43; Carson 2-6.

**PASSING: NC:** Renner 26-43-0-194. **SC:** Shaw 11-20-0-149; Thompson 1-1-0-29.

**RECEIVING: NC:** Davis 4-39; Thorpe 4-9; Ebron 3-32; McNeill 3-24; Switzer 3-15; Howard 2-32; Morris 2-18; Blue 2-13; Tapley 2-1; Tabb 1-11. **SC:** Jones 4-21; Roland 2-75; Byrd 2-22; Whitehurst 1-29; Ellington 1-17; Brent 1-9; Owens 1-5.

**PUNT RETURNS: NC:** Thorpe 2-20. **SC:** Hampton 3-22.

**KICKOFF RETURNS: NC:** Tapley 4-88. **SC:** Hampton 2-39.

**INTERCEPTION RETURNS: SC:** None. **UK:** None.